

**SPEEDY Slatted Cover** **Speedy fabrication required:**  Yes  No

FROM NOVEMBER TO MARCH	APRIL	FROM MAY TO AUGUST	SEPTEMBER, OCTOBER
<b>D+5</b>	<b>D+6</b>	<b>D+7</b>	<b>D+6</b>

Customer N°: ..... Customer reference: ..... Order form date: .....

<p><b>Company contact details:</b></p> <p>Surname: .....</p> <p>Postcode: ..... City: .....</p> <p>Country: ..... Phone: .....</p> <p>E-mail: .....</p> <p>Contact in case of missing measurements: .....</p> <p>.....</p> <p>.....</p>	<p><b>Delivery address:</b></p> <p>Name: .....</p> <p>Address: .....</p> <p>Postcode: ..... City: .....</p> <p>Country: .....</p> <p>Access: <input type="checkbox"/> Semi-trailer <input type="checkbox"/> Carrier Other: .....</p> <p>Fill in the truck access checking guide on the following pages</p> <p><input type="checkbox"/> Pick up at DEL Brécé factory (35530 Brécé, FRANCE)</p>
---	---

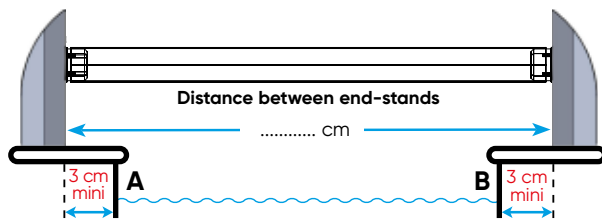
**!** If all the information is not completed, your order cannot be processed and therefore put into production with the announced leadtime.

New build pool  Existing pool: In order to avoid taking again measurements of the pool, please indicate the invoice number, order number or reference of the original cover made: .....

<p><b>LAYOUT</b></p> <p><b>TUBE / REEL SYSTEM SIDE = AB</b></p>	<p><b>POOL TYPE</b></p> <p><input type="checkbox"/> Concrete <input type="checkbox"/> Resin <input type="checkbox"/> Wood <input type="checkbox"/> Metal</p> <p><input type="checkbox"/> Polyester shell <input type="checkbox"/> Polystyrene block</p> <p>- Brand: .....</p> <p>- Model: .....</p> <p><b>WATERTIGHTNESS</b></p> <p><input type="checkbox"/> Liner* <input type="checkbox"/> On-site lining <input type="checkbox"/> Tiles</p> <p><input type="checkbox"/> Coated <input type="checkbox"/> Other: .....</p> <p>* For a sharp radius liner, a radius of 5 cm will be made on your slats.</p> <p><b>DIAGONALS OF THE POOL</b></p> <p>Diagonal AC = ..... cm</p> <p>Diagonal BD = ..... cm</p> <p><b>STAIRS OR SLAT CUT-OUT</b></p> <p><input type="checkbox"/> Roman stairs* <input type="checkbox"/> Square stairs*</p> <p><input type="checkbox"/> Trapezoid stairs* <input type="checkbox"/> Slat cut-out (attach a drawing)</p> <p>* Indicate the dimensions in the dedicated stairs layout</p> <p><b>SKIMMERS/OVERFLOW</b></p> <p>Skimmers <input type="checkbox"/> Flush <input type="checkbox"/> Proud of ..... cm</p> <p>Skimmers on the widths: indicate them on the drawing</p> <p>Skimmers on the lengths: <input type="radio"/> BC <input type="radio"/> AD</p> <p>Overflow on <input type="radio"/> AB <input type="radio"/> BC <input type="radio"/> CD <input type="radio"/> AD</p> <p><input type="radio"/> Infinity control box already existing</p> <p>Standard configuration: 1 kit per 4 m along the length. We recommend hanging mount pushlocks fixings, which will be supplied in raw stainless steel.</p> <p><b>skimmer</b> : Indicate the exact skimmer positions.</p> <p><b>lock</b> : Indicate the positions of the locking kits that have already been installed.</p> <p>To comply with the French NF P90-308 safety standard, the locking kits must be installed in accordance with our recommendations in the technical instructions leaflet.</p> <p>The positioning of the locking kits will be determined by CF group according to the configuration of your pool. A detailed drawing will be sent to you when your cover is delivered.</p> <p><b>Limits of use:</b> To comply with all NF P90-308 standards, it is essential that all the elements making up this safety cover (mechanics, slats, motorization...) must come from CF group. If this is not the case, we will not be able to issue this certificate.</p> <p>Limits of use: DEL covers for overflow pools can only be compliant if the pool is equipped with an Infinity box-type device for automatically lowering the water level by at least 2 cm when the cover is closed.</p> <p>At present, DEL covers with a step unit on the length are not compliant with standard NF P90-308.</p> <p>Unless the alarm manufacturer specifies otherwise, immersion alarms are not compatible with DEL covers.</p>
<p><b>OPPOSITE SIDE TO REEL SYSTEM</b></p> <p><b>REEL SYSTEM SIDE</b></p>	

Customer N°:	Customer reference:	Order form date:	Company:
--------------	---------------------	------------------	----------

## DISTANCE BETWEEN END-STANDS



Pool width	Version	Max. distance between end-stands
2 m	Electric or Solar	2.35 m
2.50 m		2.85 m
3 m		3.35 m
3.50 m		3.85 m
4 m		4.35 m
4.50 m		4.85 m
5 m		5.35 m
6 m	Electric	6.25 m
7 m		7.25 m
8 m		8.20 m
9 m		9.20 m
10 m		10.20 m

## VERSION

Electric     Solar

## CONTROLS

Wi-Key     Key switch

**Extra Wi-Key emitter**  Yes  No    If so, indicate the quantity (max. 3): .....

## SLATS

**Opaque polycarbonate slats - 69 mm** (not compatible with bromine treatment)

Nordic white

Leave one slat out of three without end cap to ease the sliding of the slats:  AD side     BC side  
By default, all end-caps will be installed.

**Solar polycarbonate slats - 69 mm** (not compatible with bromine treatment)

Crystal black     Silver     Absolute black     Crystal blue\*     Crystal\*     Crystal brown\*     Crystal green\*

Leave one slat out of three without end cap to ease the sliding of the slats:  AD side     BC side  
By default, all end-caps will be installed.

**Opaque PVC 69 slats**

White     Beige     Grey     Blue\*

Leave one slat out of three without end cap to ease the sliding of the slats:  AD side     BC side  
By default, all end-caps will be installed.

**Opaque PVC 84 slats**

**! Choose PVC opaque 69 slats for pool widths of 5.05 m or more.**

White     Grey

Additional lead time for slats over 6 m long and all slats indicated with a \*.

## LOCKING KITS

**Pushlock**

White     Beige     Grey     Dark grey     Blue     Argile green

**Quicklock + Tool** (only for opaque PVC 69 and solar polycarbonate slats)

White     Beige     Grey

**White straplock kit** (only for opaque PVC 69 and solar polycarbonate slats)

Concrete coping anchors     Wood coping anchors

**Fittings**

Insert mount

Surface mount

Hanging mount

High hanging mount (Pushlock only)

**If the locking kits are already installed, indicate their position on the previous drawing.**

## OPTIONS

**LivePool cover** (only for the electric version)

Yes     No

**Stop salt control box** (only for the electric version)

Yes     No

**Automatic stop**

Yes     No

**Wall mounting** (1 end-stand on motor side, 1 wall mount on free side)

Yes     No

**Overflow guide** (indicate the overflow position on page 1)

Yes     No

**Remote Wi-Key receiver box** (for covers from 6.00 x 22.00 or 7.00 x 15.50 m)

Yes     No

## WINTER SHIFT / PROTECTIVE COVERING

**Ivernea One:**  Yes **Fill in the order form on the following pages**     No

**Ivernea:**  Yes **Fill in the order form on the following pages**     No

**Ivernea Plus:**  Yes **Fill in the order form on the following pages**     No

# STAIRS SLATS - DRAWING

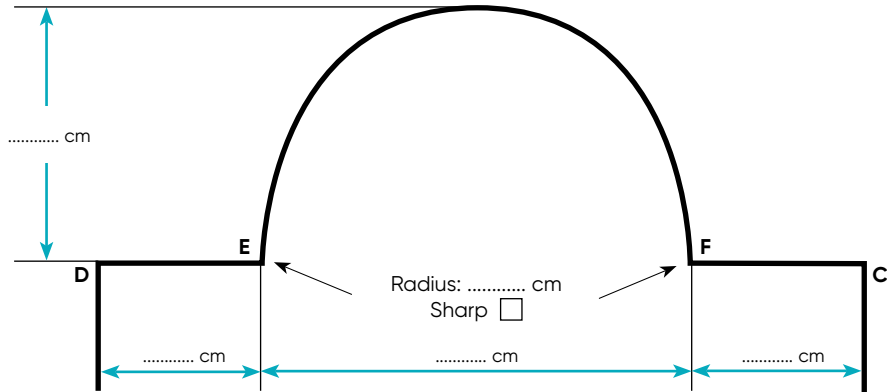
Customer N°:	Customer reference:	Order form date:	Company:
--------------	---------------------	------------------	----------

: Indicate the exact skimmer positions

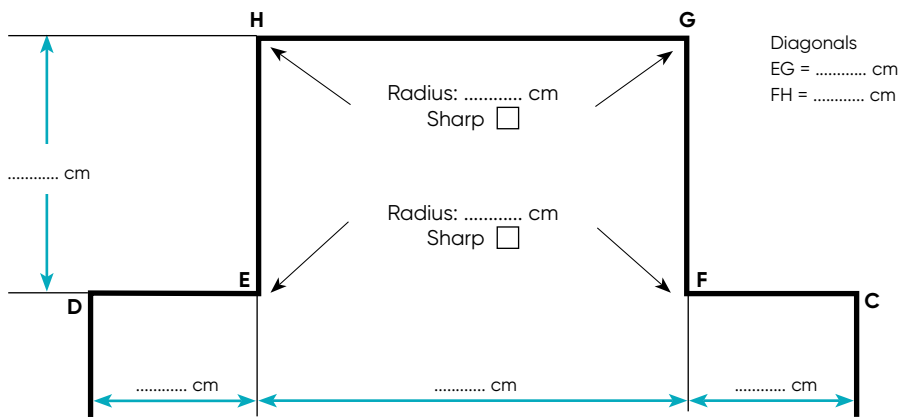
: Indicate the position of the locking kits that have already been installed

## ROMAN STAIRS

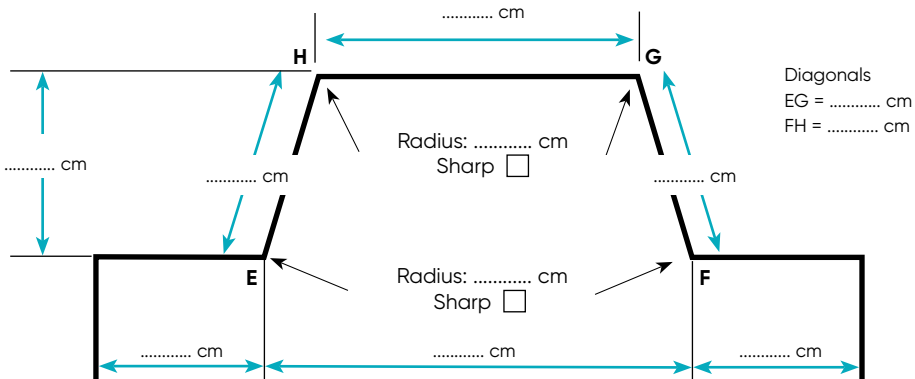
We recommend the use of the measurement-taking order triangulation form  
See the order form on the next page.



## SQUARE STAIRS



## TRAPEZOID STAIRS



# TRIANGULATION DRAWING FOR STAIRS SLATS

Customer N°:	Customer reference:	Order form date:	Company:
--------------	---------------------	------------------	----------

CD = ..... cm

EF = ..... cm

CF = ..... cm

ED = ..... cm

EP = ..... cm

E1 = ..... cm

E2 = ..... cm

E3 = ..... cm

E4 = ..... cm

E5 = ..... cm

E6 = ..... cm

E7 = ..... cm

F1 = ..... cm

F2 = ..... cm

F3 = ..... cm

F4 = ..... cm

F5 = ..... cm

F6 = ..... cm

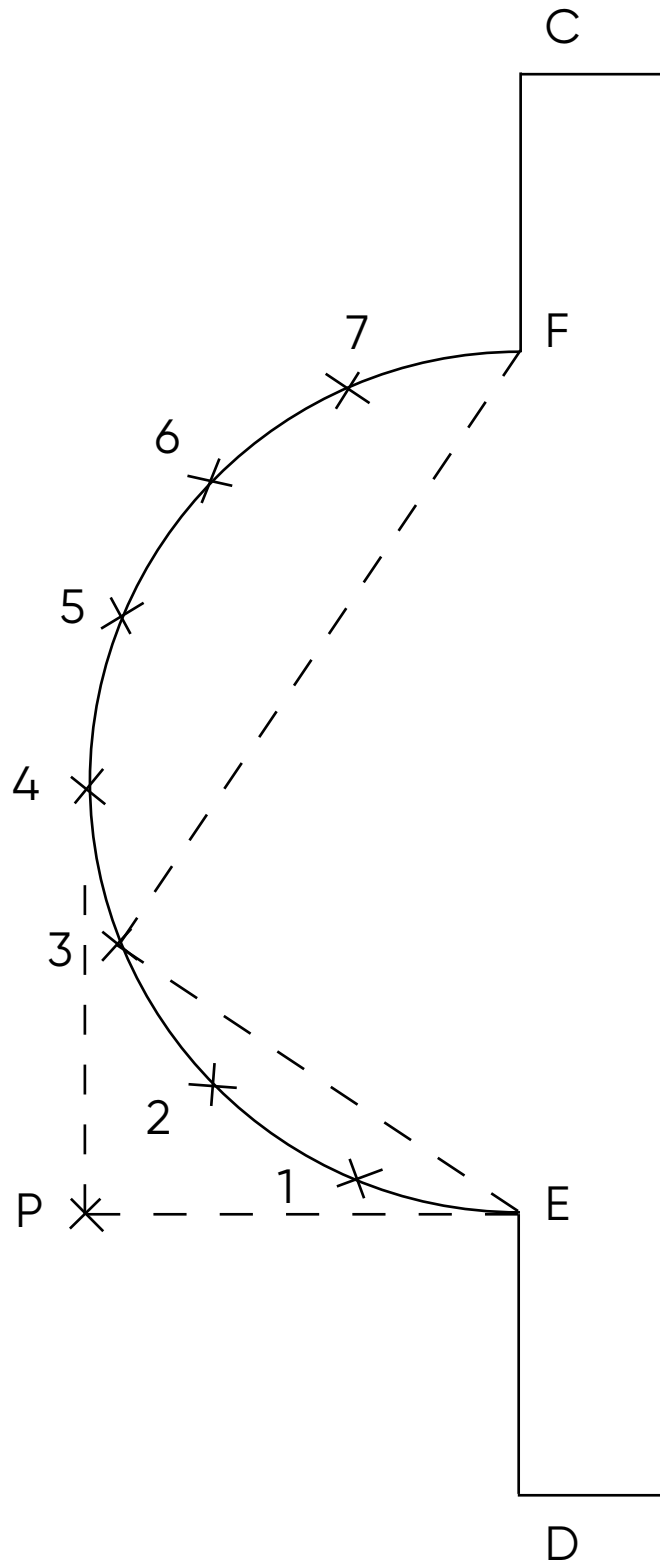
F7 = ..... cm

Corner radius C = .....cm

Corner radius D = .....cm

Corner radius E = .....cm

Corner radius F = .....cm



# IVERNEA ONE, IVERNEA & IVERNEA PLUS WINTER PROTECTION COVERS

Customer N°:	Customer reference:	Order form date:
--------------	---------------------	------------------

<b>Company contact details:</b> Surname: ..... Postcode: ..... City: ..... Country: ..... Phone: ..... E-mail: ..... Contact in case of missing measurements: ..... .....	<b>Delivery address:</b> Name: ..... Address: ..... Postcode: ..... City: ..... Country: ..... Phone (person to contact) ..... <input type="checkbox"/> Pick up at DEL Brécé factory (35530 Brécé, FRANCE)
--	--

New pool     
  Existing pool: to avoid re-taking the measurements, please indicate the invoice n°, order n° or delivery document n° for the original cover: .....

Caution, Ivernea One, Ivernea and Ivernea Plus covers are not compatible with a solar PVC slatted cover.

### SLATS

In-ground (decking above water)  
  In-ground (decking under water)  
  Above-ground (without covering)  
  Above-ground (with covering)

#### MODEL / COLOUR

**Ivernea One:**  
 Beige    Grey

**Ivernea:**  
 Beige    Grey

**Ivernea plus:**  
 Ivernea Plus

#### POOL DIMENSIONS (for in-ground covers, indicate the size excluding the pit)

Length: ..... cm  
 Width: ..... cm

**Dimension of the water level under the coping**

Less than 3 cm => not possible  
 Between 3 and 6 cm  
 More than 6 cm

**Diagonals**

Diagonal AC = ..... cm  
 Diagonal BD = ..... cm  
 Diagonals taken at sharp corners.

#### CORNER RADIUS

A = ..... cm   B = ..... cm  
 C = ..... cm   D = ..... cm

#### STAIRS

Yes       No

**SHAPE:**

Square       Roman

Indicate the stairs position:

On the AB width     On the CD width  
 Along the AD length    Along the BC length

#### FILTRATION BLOCK / CUT

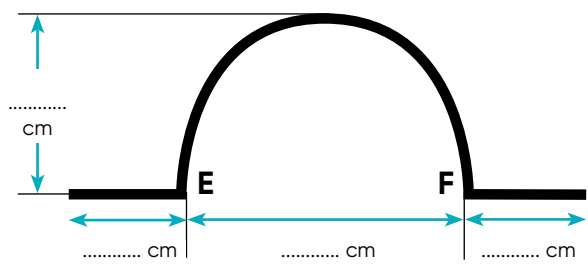
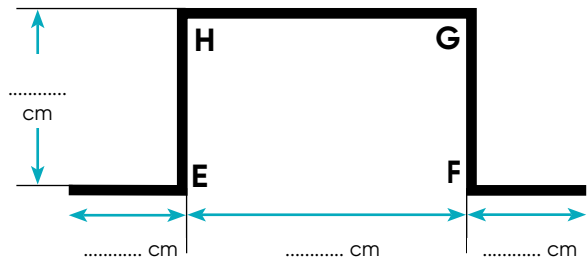
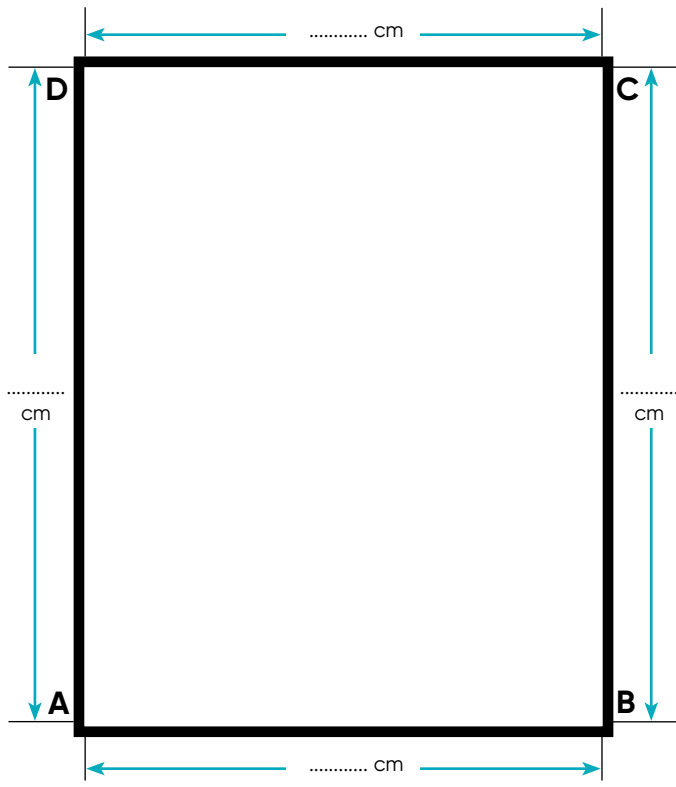
Yes (supply a drawing)    No

#### FITTINGS

Bungee-clip

#### OPTION

Additional bungee clip(s): quantity: ..... recommended for windy regions.  
 Additional anchors for windy regions  
*Options not available for Ivernea One*



# TRUCK ACCESS CHECKING GUIDE

Company name:	Customer reference:
---------------	---------------------

## INFO

To help us deliver to you as efficiently as possible, please complete this questionnaire carefully. We decline all liability if the specified delivery location is inaccessible due to the information you have provided. Any additional delivery attempts will be invoiced. Thank you for your understanding.



### ORDERED EQUIPMENT

Automatic slatted cover   
  Bar cover   
  Bubble cover (width over 4.50 m)

### ROAD SIGNAGE LEADING TO THE REQUESTED DELIVERY POINT

Have you already seen this type of road sign on the road that leads to the requested delivery point?

Yes If so, please indicate which ones: .....  
 No

### ACCESS TO THE REQUESTED DELIVERY POINT: TYPES OF VEHICLE LIKELY TO HAVE ACCESS

Below are different vehicle types. Indicate which types are likely to be able to pass in front of the requested delivery location.

 Tractor + trailer (38 tonnes): <input type="checkbox"/> Yes <input type="checkbox"/> No	 Semi-trailer (38 tonnes): <input type="checkbox"/> Yes <input type="checkbox"/> No	 Small carrier (19 tonnes): <input type="checkbox"/> Yes <input type="checkbox"/> No	 Small truck (<6 tonnes): <input type="checkbox"/> Yes <input type="checkbox"/> No
 Garbage trucks: <input type="checkbox"/> Yes <input type="checkbox"/> No	 Concrete mixer trucks: <input type="checkbox"/> Yes <input type="checkbox"/> No	 Fuel delivery trucks: <input type="checkbox"/> Yes <input type="checkbox"/> No	 Small van: <input type="checkbox"/> Yes <input type="checkbox"/> No

### TRUCK CLEARANCES: DETAILS

Be careful of the truck clearance: Is the delivery address subject to one of the below situations ?

 Electric cables: <input type="checkbox"/> Yes <input type="checkbox"/> No	 Low branches: <input type="checkbox"/> Yes <input type="checkbox"/> No	 Corners of roads: <input type="checkbox"/> Yes <input type="checkbox"/> No
---	--	--

### OTHER INDICATIONS, PLEASE DESCRIBE