DEL

SPEEDY *Slatted Cover*

Speedy fabrication required: ☐ Yes ☐ No

FROM NOVEMBER TO MARCH	APRIL	FROM MAY TO AUGUST	SEPTEMBER, OCTOBER
D+5	D+6	D+7	D+6

Customer N°: ..... | Customer reference: ..... | Order form date:: .....

Company contact details:

Surname: .....

Postcode: ..... City: .....

Country: ..... Phone: .....

E-mail: .....

Contact in case of missing measurements: .....

.....

.....

Delivery address:

Name: .....

Address: .....

Postcode: .....City: .....

Country: .....

Access: ☐ Semi-trailer ☐ Carrier Other: .....

Fill in the truck access checking guide on the following pages

☐ Pick up at DEL Brécé factory (35530 Brécé, FRANCE)

If all the information is not completed, your order cannot be processed and therefore put into production with the announced leadtime.

☐ New build pool ☐ Existing pool: In order to avoid taking again measurements of the pool, please indicate the invoice number, order number or reference of the original cover made: .....

LAYOUT

INSIDE POOL DIMENSIONS TO BE TAKEN AT THE WATER LINE AFTER WATERTIGHTNESS HAS BEEN MADE

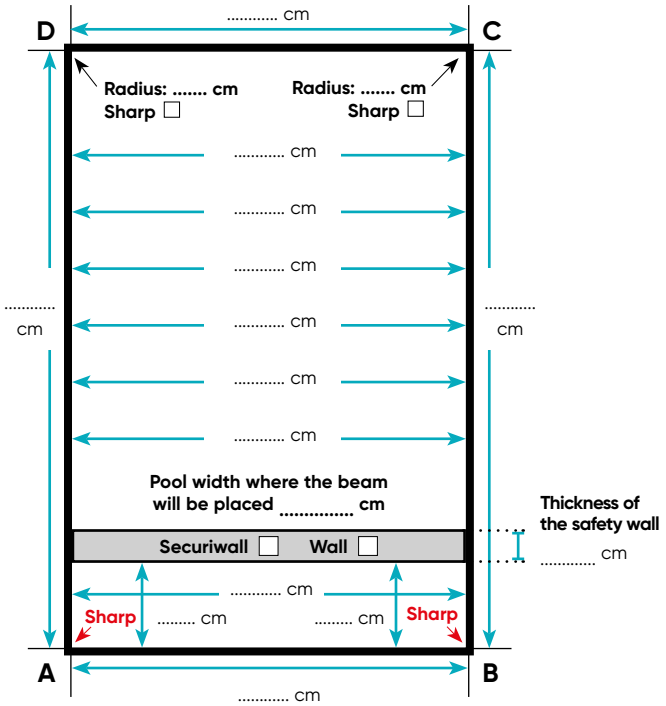

TUBE / REEL SYSTEM SIDE = AB

OPPOSITE SIDE TO REEL SYSTEM

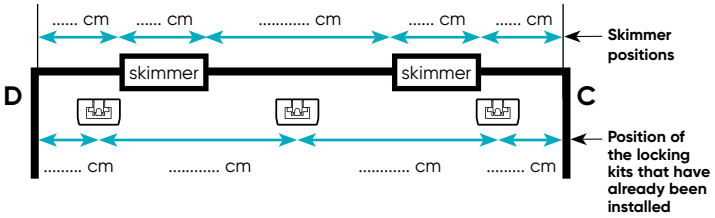

REEL SYSTEM SIDE

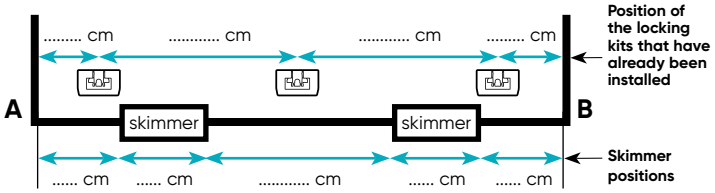

POOL TYPE

☐ Concrete ☐ Resin ☐ Wood ☐ Metal

☐ Polyester shell ☐ Polystyrene block

- Brand: .....
- Model: .....

WATERTIGHTNESS

☐ Liner* ☐ On-site lining ☐ Tiles

☐ Coated ☐ Other: .....

* For a sharp radius liner, a radius of 5 cm will be made on your slats.

DIAGONALS OF THE POOL

Diagonal AC = ... cm

Diagonal BD = ... cm

STAIRS OR SLAT CUT-OUT

☐ Roman stairs* ☐ Square stairs*

☐ Trapezoid stairs* ☐ Slat cut-out (attach a drawing)

** Indicate the dimensions in the dedicated stairs layout*

☐ Filtration block ☐ Ladder (attach a drawing)

SKIMMERS/OVERFLOW

Skimmers ☐ Flush ☐ Proud of ..... cm

Skimmers on the widths: indicate them on the drawing

Skimmers on the lengths: ◯ BC ◯ AD

Overflow on ◯ AB ◯ BC ◯ CD ◯ AD

◯ Infinity control box already existing

Standard configuration: 1 kit per 4 m along the length. We recommend hanging mount pushlocks fixings, which will be supplied in raw stainless steel..

skimmer : Indicate the exact skimmer positions.

: Indicate the positions of the locking kits that have already been installed.

To comply with the French NF P90-308 safety standard, the locking kits must be installed in accordance with our recommendations in the technical instructions leaflet.
The positioning of the locking kits will be determined by CF group according to the configuration of your pool. A detailed drawing will be sent to you when your cover is delivered.

Limits of use: To comply with all NF P90-308 standards, it is essential that all the elements making up this safety cover (mechanics, slats, motorization...) must come from CF group. If this is not the case, we will not be able to issue this certificate.
Limits of use: DEL covers for overflow pools can only be compliant if the pool is equipped with an Infinity box-type device for automatically lowering the water level by at least 2 cm when the cover is closed.
At present, DEL covers with a step unit on the length are not compliant with standard NF P90-308.
Unless the alarm manufacturer specifies otherwise, immersion alarms are not compatible with DEL covers.

Customer N°:	Customer reference:	Order form date:	Company:

LAYOUT PIT AND COPINGS

Distance between the coping*

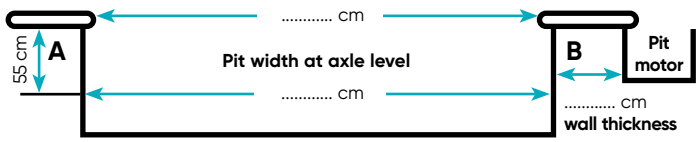

* This information determines the dimension of the beam

SECURIWALL

☐ Yes Fill in the order form on the following pages.
☐ No

DECKING

☐ **Aluminium decking:** ◯ White ◯ Beige ◯ Grey ☐ **Smooth IPE decking**

Options for aluminium decking: ☐ Non-slip tape ☐ Cleaner

Dimensions :
◯ 75 cm ◯ 90 cm ◯ Non standard or for indoor pool* : ..... x ..... cm
◯ Cut to size ◯ Additional decking for motor pit

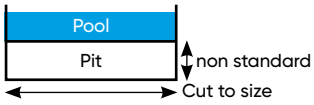

Options :
Angle bar 50 cm : ◯ Yes ◯ No
Angle bar 100 cm : ◯ Yes ◯ No

*Additional lead time.

BEAM

BEAM TYPE

To be delivered : ☐ Yes ☐ No

☐ **100 x 100 mm** ☐ **120 x 100 mm***
◯ White ◯ Beige* ◯ Grey

*For pools max 6 m wide.

Middle telescopic support for beam
☐ Yes ☐ No If yes, indicate the quantity: .....

SUPPORT TYPE

Must be filled in. Indicate the model type in order to manufacture the beam.

To be delivered : ☐ Yes ☐ No
☐ Insert mount ☐ Surface mount
☐ Adjustable hanging mount ☐ Flat adjustable hanging mount

SUPPORT BRACKETS FOR DECKING WITHOUT BEAM

Support bracket for standard pit 90cm Decking weight : ☐ - 50 kg/m² ☐ + 50 kg/m²	☐ Yes	☐ No
Wheels for high water level	☐ Yes	☐ No
Liner protection wedge	☐ Yes	☐ No
Telescopic extension	☐ Yes	☐ No
Skimmer reinforcement kit If Yes, quantity:	☐ Yes	☐ No

INFO
Not compatble with polyester shells and decking sold by DEL

CONTROLS

☐ Wi-Key ☐ Key switch ☐ Insert mount key switch (indoor use)

Extra Wi-Key emitter ☐ Yes ☐ No If so, indicate the quantity (max. 3): .....

Remote Wi-Key receiver box ☐ Yes ☐ No

SLATS

Opaque polycarbonate slats - 69 mm (not compatible with bromine treatment)

☐ Nordic white ☐ Anthracite grey

◯ Leave one slat out of three without end cap to ease the sliding of the slats: ◯ AD side ◯ BC side
By default, all end-caps will be installed.

Solar polycarbonate slats - 69 mm (not compatible with bromine treatment)

☐ Crystal black ☐ Silver ☐ Absolute black ☐ Crystal blue* ☐ Crystal* ☐ Crystal brown* ☐ Crystal green*

◯ Leave one slat out of three without end cap to ease the sliding of the slats: ◯ AD side ◯ BC side
By default, all end-caps will be installed.

Opaque PVC 69 slats

☐ White ☐ Beige ☐ Grey ☐ Blue*

◯ Leave one slat out of three without end cap to ease the sliding of the slats: ◯ AD side ◯ BC side
By default, all end-caps will be installed.

Opaque PVC 84 slats

Choose PVC opaque 69 slats for pool widths of 5.05 m or more.

☐ White ☐ Grey

Additional lead time for slats over 6 m long and all slats indicated with a *.

Customer N°:	Customer reference:	Order form date:	Company:

LOCKING KITS

☐ **Pushlock**
○ White ○ Beige ○ Grey ○ Dark grey ○ Blue ○ Argile green

☐ **Pushlock automatic**
○ White ○ Grey ○ Dark grey ○ Noir
Options : ○ Flexible eletronical cable 25 m - Quantity: .....
○ Flexible eletronical cable 50 m - Quantity: .....

To be delivered:
○ With the cover ○ Only the parts on the slats (wall kits already installed)

☐ **Quicklock + Tool** (only for opaque PVC 69 and solar polycarbonate slats)
○ White ○ Beige ○ Grey

☐ **White straplock kit** (only for opaque PVC 69 and solar polycarbonate slats)
○ Concrete coping anchors ○ Wood coping anchors

Fittings
☐ Insert mount
☐ Surface mount
☐ Hanging mount
☐ High hanging mount (Pushlock only)

WINTER SHIFT / PROTECTIVE COVERING

Ivernea One: ☐ Yes Fill in the order form on the following pages ☐ No
Ivernea: ☐ Yes Fill in the order form on the following pages ☐ No
Ivernea Plus: ☐ Yes Fill in the order form on the following pages ☐ No

OPTIONS

LivePool cover		☐ Yes	☐ No
15 m motor cable		☐ Yes	☐ No
Extra motor cable (from 15 m)		15 + ... m	
Stainless steel tube (for pools max 6 m wide)		☐ Yes	☐ No
Hanging plates (Fittings Hanging mount)		☐ Yes	☐ No
Junction box		☐ Yes	☐ No
Junction box gel (set of 2 cartridges)		☐ Yes	☐ No
Earth-grounding:	Ø 50 mm	☐ Yes	☐ No
	Ø 63 mm	☐ Yes	☐ No
Decking lifter tool		☐ Yes	☐ No
Overflow guide (indicate the position of the overflow on page 1)		☐ Yes	☐ No

STAIRS SLATS - DRAWING

Customer N°:	Customer reference:	Order form date:	Company:

: Indicate the exact skimmer positions

: Indicate the position of the locking kits that have already been installed

ROMAN STAIRS

We recommend the use of the measurement-taking order triangulation form
See the order form on the next page.

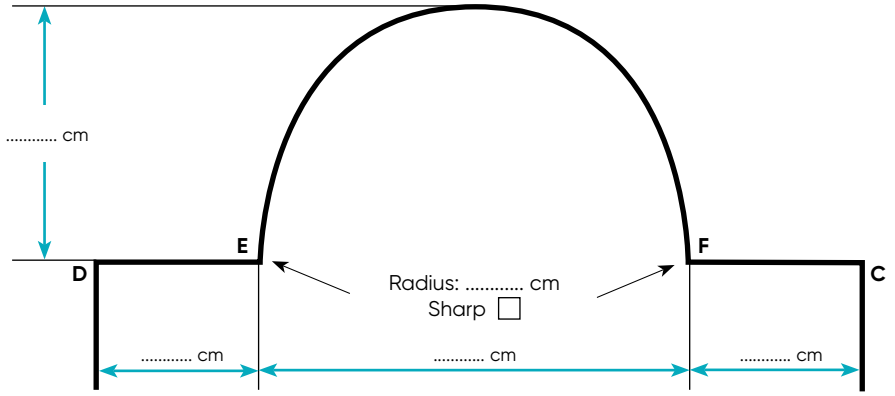

SQUARE STAIRS

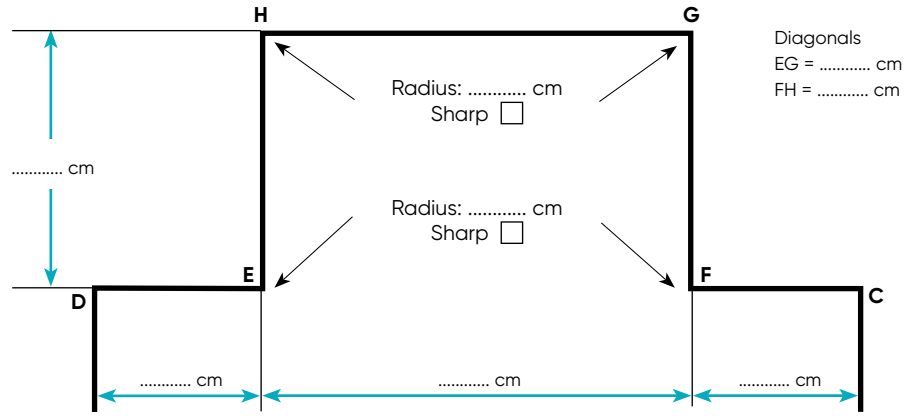

TRAPEZOID STAIRS

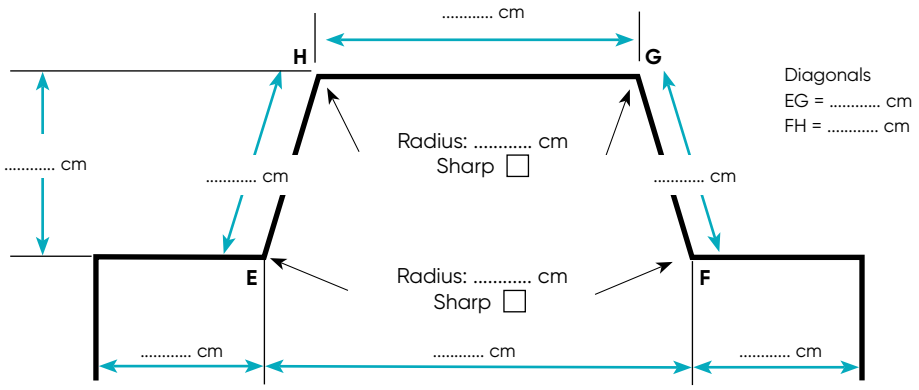

TRIANGULATION DRAWING FOR STAIRS SLATS

Customer N°:	Customer reference:	Order form date:	Company:

CD =..... cm

EF = ... cm

CF = ... cm

ED =..... cm

EP = ... cm

E1 = ... cm

E2 = ... cm

E3 = ... cm

E4 = ... cm

E5 = ... cm

E6 = ... cm

E7 = ... cm

F1 = ... cm

F2 = ... cm

F3 = ... cm

F4 = ... cm

F5 = ... cm

F6 = ... cm

F7 = ... cm

Corner radius C = ...cm

Corner radius D = ...cm

Corner radius E = ...cm

Corner radius F = ...cm

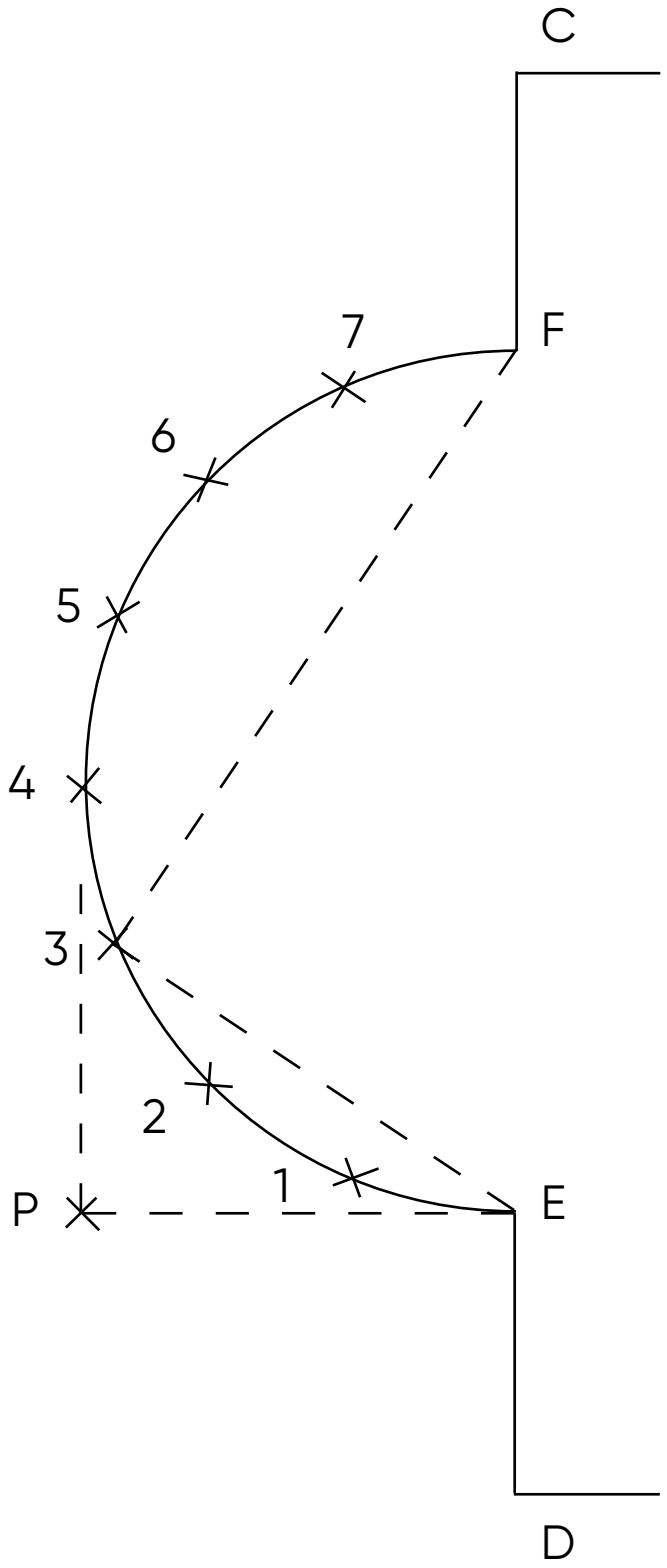

IVERNEA ONE, IVERNEA & IVERNEA PLUS WINTER PROTECTION COVERS

Customer N°:	Customer reference:	Order form date:

Company contact details:	*Delivery address:*
Surname:	Name: .....
Postcode: ..... City:	Address: .....
Country:	Postcode: .....City: .....
Phone:	Country.....
E-mail:	Phone (person to contact) .....
Contact in case of missing measurements:	☐ Pick up at DEL Brécé factory (35530 Brécé, FRANCE)
.....	

☐ New pool ☐ Existing pool: to avoid re-taking the measurements, please indicate the invoice n°, order n° or delivery document n° for the original cover: .....

Caution, Ivernea One, Ivernea and Ivernea Plus covers are not compatible with a solar PVC slatted cover.

SLATS

☐ In-ground (decking above water) ☐ In-ground (decking under water) ☐ Above-ground (without covering) ☐ Above-ground (with covering)

MODEL / COLOUR

Ivernea One:
☐ Beige ☐ Grey

Ivernea:
☐ Beige ☐ Grey

Ivernea plus:
☐ Ivernea Plus

POOL DIMENSIONS
(for in-ground covers, indicate the size excluding the pit)

Length: ..... cm

Width: ..... cm

Dimension of the water level under the coping

☐ Less than 3 cm => not possible

☐ Between 3 and 6 cm

☐ More than 6 cm

Diagonals

Diagonal AC = ... cm
Diagonal BD = ... cm

Diagonals taken at sharp corners.

CORNER RADIUS

A = ... cm B = ... cm

C = ... cm D = ... cm

STAIRS

☐ Yes ☐ No

SHAPE:
☐ Square ☐ Roman

Indicate the stairs position:
◯ On the AB width ◯ On the CD width
◯ Along the AD length ◯ Along the BC length

FILTRATION BLOCK / CUT

☐ Yes (supply a drawing) ☐ No

FITTINGS

Bungee-clip

OPTION

☐ Additional bungee clip(s): quantity: .....
recommended for windy regions.

☐ Additional anchors for windy regions

Options not available for Ivernéa One

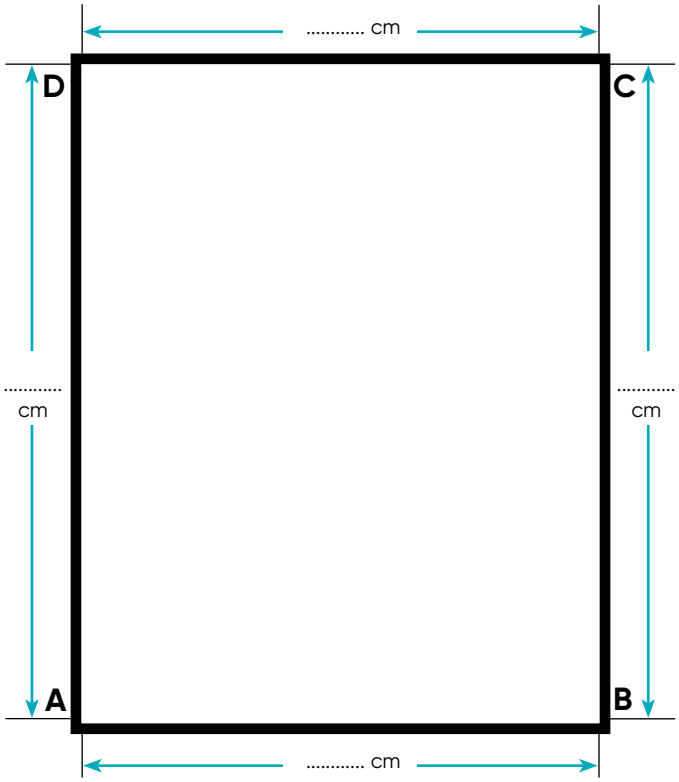

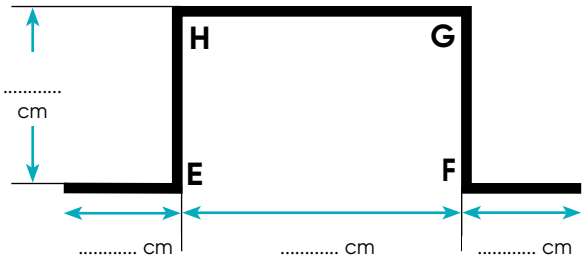

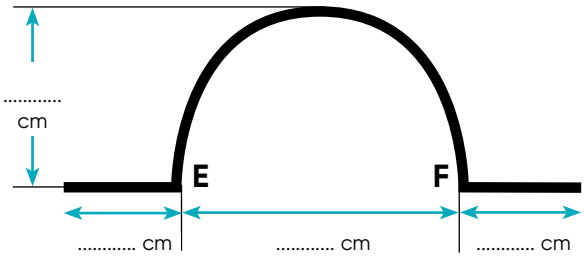

TRUCK ACCESS CHECKING GUIDE

Company name:	Customer reference:

INFO

To help us deliver to you as efficiently as possible, please complete this questionnaire carefully. We decline all liability if the specified delivery location is inaccessible due to the information you have provided. Any additional delivery attempts will be invoiced. Thank you for your understanding.

ORDERED EQUIPMENT

☐ Automatic slatted cover ☐ Bar cover ☐ Bubble cover (width over 4.50 m)

ROAD SIGNAGE LEADING TO THE REQUESTED DELIVERY POINT

Have you already seen this type of road sign on the road that leads to the requested delivery point?

☐ Yes If so, please indicate which ones: .....

☐ No

ACCESS TO THE REQUESTED DELIVERY POINT: TYPES OF VEHICLE LIKELY TO HAVE ACCESS

Below are different vehicle types. Indicate which types are likely to be able to pass in front of the requested delivery location.

Tractor + trailer (38 tonnes):

☐ Yes ☐ No

Semi-trailer (38 tonnes):

☐ Yes ☐ No

Small carrier (19 tonnes):

☐ Yes ☐ No

Small truck (<6 tonnes):

☐ Yes ☐ No

Garbage trucks:

☐ Yes ☐ No

Concrete mixer trucks:

☐ Yes ☐ No

Fuel delivery trucks:

☐ Yes ☐ No

Small van:

☐ Yes ☐ No

TRUCK CLEARANCES: DETAILS

Be careful of the truck clearance: Is the delivery address subject to one of the below situations ?

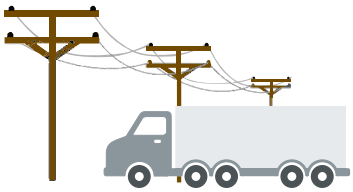

Electric cables: ☐ Yes ☐ No

Low branches: ☐ Yes ☐ No

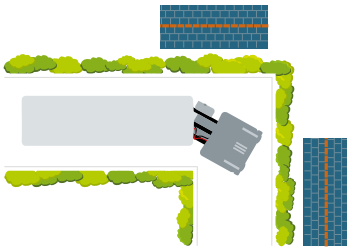

Corners of roads: ☐ Yes ☐ No

OTHER INDICATIONS, PLEASE DESCRIBE