

Speedy fabrication required: <input type="checkbox"/> Yes <input type="checkbox"/> No	FROM NOVEMBER TO MARCH	APRIL	FROM MAY TO AUGUST	SEPTEMBER, OCTOBER
	D+5	D+6	D+7	D+6

Customer N°: Customer reference: Order form date:

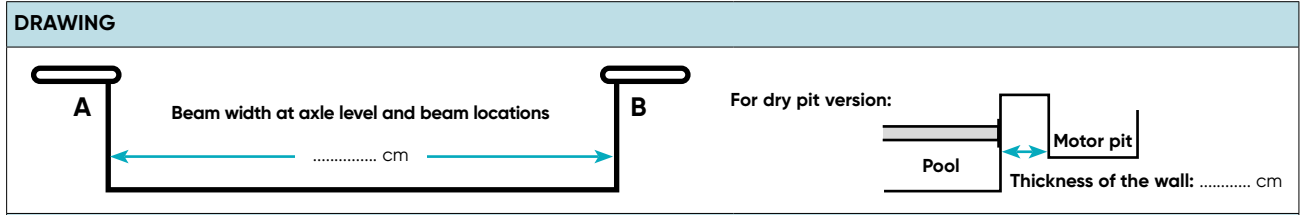
<p>Company contact details:</p> <p>Surname:</p> <p>Postcode: City:</p> <p>Country: Phone:</p> <p>E-mail:</p> <p>Contact in case of missing measurements:</p> <p>.....</p> <p>.....</p>	<p>Delivery address:</p> <p>Name:</p> <p>Address:</p> <p>Postcode: City:</p> <p>Country:</p> <p>Access: <input type="checkbox"/> Semi-trailer <input type="checkbox"/> Carrier Other:</p> <p>Fill in the truck access checking guide on the following pages</p> <p><input type="checkbox"/> Pick up at DEL Brécé factory (35530 Brécé, FRANCE)</p>
---	---

! If all the information is not completed, your order cannot be processed and therefore put into production with the announced leadtime.

New build pool Existing pool: In order to avoid taking again measurements of the pool, please indicate the invoice number, order number or reference of the original cover made:

LAYOUT	POOL TYPE
INSIDE POOL DIMENSIONS TO BE TAKEN AT THE WATER LINE AFTER WATERTIGHTNESS HAS BEEN MADE	<input type="checkbox"/> Concrete <input type="checkbox"/> Resin <input type="checkbox"/> Wood <input type="checkbox"/> Metal <input type="checkbox"/> Polyester shell <input type="checkbox"/> Polystyrene block - Brand: - Model:
	WATERTIGHTNESS <input type="checkbox"/> Liner* <input type="checkbox"/> On-site lining <input type="checkbox"/> Tiles <input type="checkbox"/> Coated <input type="checkbox"/> Other: * For a sharp radius liner, a radius of 5 cm will be made on your slats.
	DIAGONALS OF THE POOL Diagonal AC = cm Diagonal BD = cm
	STAIRS OR SLAT CUT-OUT <input type="checkbox"/> Roman stairs* <input type="checkbox"/> Square stairs* <input type="checkbox"/> Trapezoid stairs* <input type="checkbox"/> Slat cut-out (attach a drawing) * Indicate the dimensions in the dedicated stairs layout <input type="checkbox"/> Filtration block <input type="checkbox"/> Ladder (attach a drawing)
	SKIMMERS/OVERFLOW Skimmers <input type="checkbox"/> Flush <input type="checkbox"/> Proud of cm Skimmers on the widths: indicate them on the drawing Skimmers on the lengths: <input type="radio"/> BC <input type="radio"/> AD Overflow on <input type="radio"/> AB <input type="radio"/> BC <input type="radio"/> CD <input type="radio"/> AD <input type="radio"/> Infinity control box already existing Standard configuration: 1 kit per 4 m along the length. We recommend hanging mount pushlocks fixings, which will be supplied in raw stainless steel..
TUBE / REEL SYSTEM SIDE = AB	skimmer : Indicate the exact skimmer positions. : Indicate the positions of the locking kits that have already been installed. To comply with the French NF P90-308 safety standard, the locking kits must be installed in accordance with our recommendations in the technical instructions leaflet. The positioning of the locking kits will be determined by CF group according to the configuration of your pool. A detailed drawing will be sent to you when your cover is delivered.
OPPOSITE SIDE TO REEL SYSTEM	
REEL SYSTEM SIDE	
	Limits of use: To comply with all NF P90-308 standards, it is essential that all the elements making up this safety cover (mechanics, slats, motorization...) must come from CF group. If this is not the case, we will not be able to issue this certificate. Limits of use: DEL covers for overflow pools can only be compliant if the pool is equipped with an Infinity box-type device for automatically lowering the water level by at least 2 cm when the cover is closed. At present, DEL covers with a step unit on the length are not compliant with standard NF P90-308. Unless the alarm manufacturer specifies otherwise, immersion alarms are not compatible with DEL covers.

Customer N°:	Customer reference:	Order form date:	Company:
--------------	---------------------	------------------	----------



CASING

1 side 2 sides

LAYOUT - DECKING: 1 SIDE

Distance between pool and decking: cm

Preset value for standard Rollinside installation
 Value to be completed if different from standard

Installation behind the partition wall
2 beam supports

PVC to be covered
 Aluminium to be tiled
 PVC (not available for No-standard installation)
 White Beige Grey
 Ceramic stoneware
 Colours:

Installation on the partition wall
2 beams support + 1 wall support

PVC to be covered
 Aluminium to be tiled
 Decking with factory covering
 Range:
 Colours:

Installation on the partition wall
1 beam support + 1 wall support

Ceramic stoneware
 Colours:

Decking with factory covering
 Range:
 Colours:

LAYOUT - DECKING: 2 SIDES

PVC to be covered
 PVC (not available for No-standard installation)
 White Beige Grey
 Non-standard pit (attach a cross-sectional drawing of the pit for review)

Decking with factory covering
 Range:
 Colours:

BEAMS

Yes Yes, beams only, no decking No, no beams, no decking

Wall units / Sealing kit for beams - To be delivered: With the cover Before the cover Already received

Insert mount Concrete Polystyrene block Thin wall without liner Surface mount

OPTION: MIDDLE TELESCOPIC SUPPORT - 1 SIDE

Middle telescopic support Yes, quantity : No

Please provide a layout drawing specifying the pit width and the position(s) of the support(s) along the width.

Customer N°:	Customer reference:	Order form date:	Company:
--------------	---------------------	------------------	----------

MOTORISATION

<input type="checkbox"/> In dry pit	<input type="checkbox"/> Tubular motor - surface mount <input type="radio"/> Standard <input type="radio"/> Wall crossing	<input type="checkbox"/> Tubular motor - insert mount <input type="radio"/> Concrete <input type="radio"/> Thin wall without liner: <input type="radio"/> Thickness 0 to ≤ 21 mm <input type="radio"/> Thickness > 21 to 40 mm <input type="radio"/> Thin wall with liner <input type="radio"/> Polystyrene block
-------------------------------------	---	---

MOTOR WALL UNITS / SEALING KIT

Yes, **to be delivered:** With the cover Before the cover Already received No

CONTROLS

Wi-Key Key switch Insert mount key switch (indoor use)

Extra Wi-Key emitter Yes No If so, indicate the quantity (max. 3):

Remote Wi-Key receiver box Yes No

SLATS

Opaque polycarbonate slats - 69 mm (not compatible with bromine treatment)

Nordic white Anthracite grey

Leave one slat out of three without end cap to ease the sliding of the slats: AD side BC side
By default, all end-caps will be installed.

Solar polycarbonate slats - 69 mm (not compatible with bromine treatment)

Crystal black Silver Absolute black Crystal blue* Crystal* Crystal brown* Crystal green*

Leave one slat out of three without end cap to ease the sliding of the slats: AD side BC side
By default, all end-caps will be installed.

Opaque PVC 69 slats

White Beige Grey Blue*

Leave one slat out of three without end cap to ease the sliding of the slats: AD side BC side
By default, all end-caps will be installed.

Opaque PVC 84 slats

! Choose PVC opaque 69 slats for pool widths of 5.05 m or more.

White Grey

Additional lead time for slats over 6 m long and slats indicated with *.

LOCKING KITS

<input type="checkbox"/> Pushlock <input type="radio"/> White <input type="radio"/> Beige <input type="radio"/> Grey <input type="radio"/> Dark grey <input type="radio"/> Blue <input type="radio"/> Argile green	Fittings <input type="checkbox"/> Insert mount <input type="checkbox"/> Surface mount <input type="checkbox"/> Hanging mount <input type="checkbox"/> High hanging mount
--	---

WINTER SHIFT / PROTECTIVE COVERING

Ivernea One: Yes *Fill in the order form on the following pages* No

Ivernea: Yes *Fill in the order form on the following pages* No

Ivernea Plus: Yes *Fill in the order form on the following pages* No

OPTIONS

LivePool cover	<input type="checkbox"/> Yes	<input type="checkbox"/> No
15 m motor cable (for reel system with tubular motor)	<input type="checkbox"/> Yes	<input type="checkbox"/> No
Extra motor cable (from 15 m):	15 + m	
Corner edge for radiuses from 5 to 15 cm	<input type="checkbox"/> Yes	<input type="checkbox"/> No
Liner adapter kit	<input type="checkbox"/> Yes	<input type="checkbox"/> No
Liner protection (dry pit model only)	<input type="checkbox"/> Yes	<input type="checkbox"/> No
Wintering crank (dry pit model only)	<input type="checkbox"/> Yes	<input type="checkbox"/> No
6 pin connector (dry pit model only)	<input type="checkbox"/> Yes	<input type="checkbox"/> No
Earth-grounding:	Ø 50 mm	<input type="checkbox"/> Yes <input type="checkbox"/> No
	Ø 63 mm	<input type="checkbox"/> Yes <input type="checkbox"/> No
Junction box	<input type="checkbox"/> Yes	<input type="checkbox"/> No
Junction box gel (set of 2 cartridges)	<input type="checkbox"/> Yes	<input type="checkbox"/> No
Decking lifter tool	<input type="checkbox"/> Yes	<input type="checkbox"/> No
Overflow guide (indicate the position of the overflow on page 1)	<input type="checkbox"/> Yes	<input type="checkbox"/> No

STAIRS SLATS - DRAWING

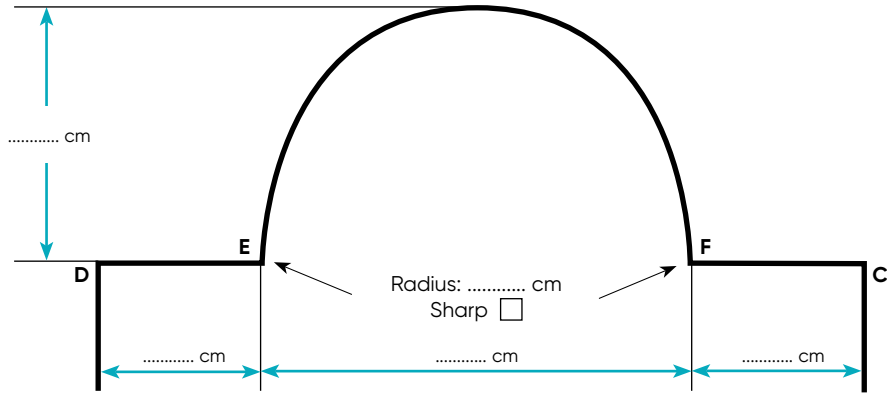
Customer N°:	Customer reference:	Order form date:	Company:
--------------	---------------------	------------------	----------

: Indicate the exact skimmer positions

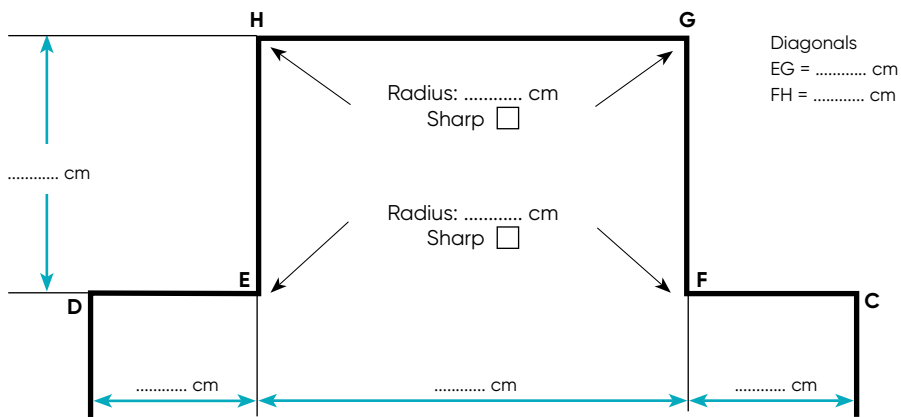
: Indicate the position of the locking kits that have already been installed

ROMAN STAIRS

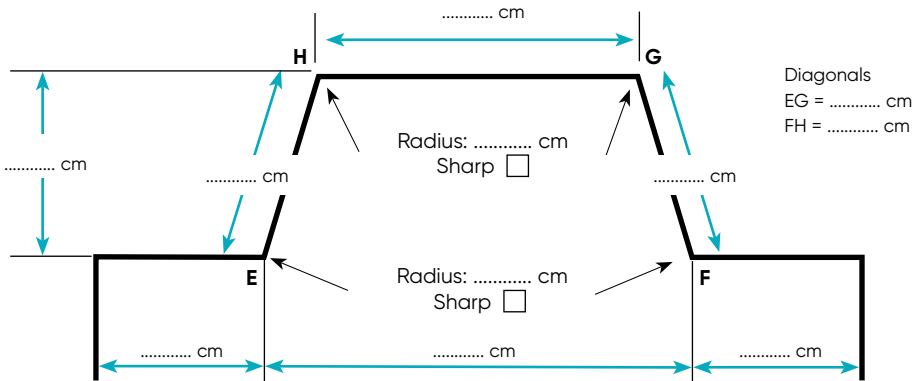
We recommend the use of the measurement-taking order triangulation form
See the order form on the next page.



SQUARE STAIRS



TRAPEZOID STAIRS



TRIANGULATION DRAWING FOR STAIRS SLATS

Customer N°:	Customer reference:	Order form date:	Company:
--------------	---------------------	------------------	----------

CD = cm

EF = cm

CF = cm

ED = cm

EP = cm

E1 = cm

E2 = cm

E3 = cm

E4 = cm

E5 = cm

E6 = cm

E7 = cm

F1 = cm

F2 = cm

F3 = cm

F4 = cm

F5 = cm

F6 = cm

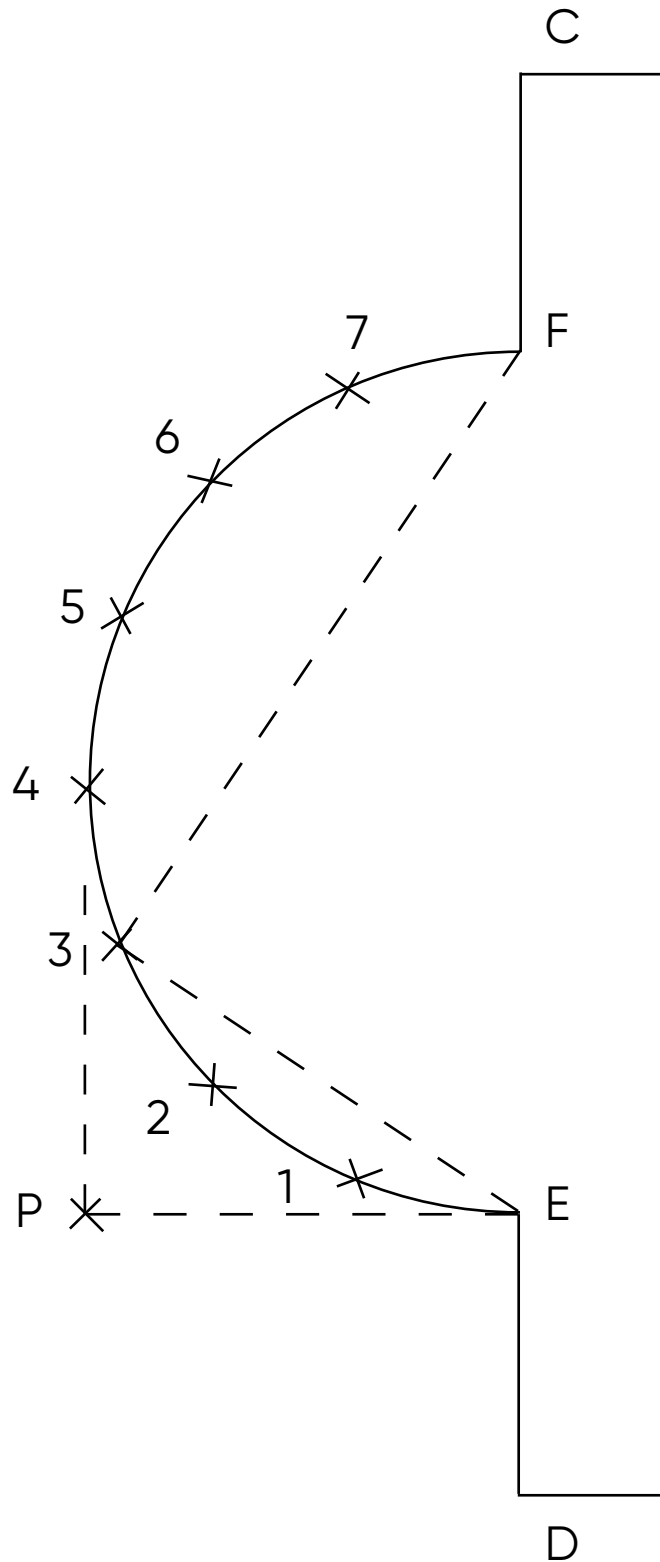
F7 = cm

Corner radius C =cm

Corner radius D =cm

Corner radius E =cm

Corner radius F =cm



IVERNEA ONE, IVERNEA & IVERNEA PLUS WINTER PROTECTION COVERS

Customer N°:	Customer reference:	Order form date:
--------------	---------------------	------------------

Company contact details: Surname: Postcode: City: Country: Phone: E-mail: Contact in case of missing measurements:	Delivery address: Name: Address: Postcode: City: Country: Phone (person to contact) <input type="checkbox"/> Pick up at DEL Brécé factory (35530 Brécé, FRANCE)
--	--

New pool Existing pool: to avoid re-taking the measurements, please indicate the invoice n°, order n° or delivery document n° for the original cover:

Caution, Ivernea One, Ivernea and Ivernea Plus covers are not compatible with a solar PVC slatted cover.

SLATS

In-ground (decking above water) In-ground (decking under water) Above-ground (without covering) Above-ground (with covering)

MODEL / COLOUR

Ivernea One:
 Beige Grey

Ivernea:
 Beige Grey

Ivernea plus:
 Ivernea Plus

POOL DIMENSIONS

(for in-ground covers, indicate the size excluding the pit)

Length: cm

Width: cm

Dimension of the water level under the coping

Less than 3 cm => not possible

Between 3 and 6 cm

More than 6 cm



Diagonals

Diagonal AC = cm

Diagonal BD = cm

Diagonals taken at sharp corners.



CORNER RADIUS

A = cm B = cm

C = cm D = cm

STAIRS

Yes No

SHAPE:

Square Roman

Indicate the stairs position:

On the AB width On the CD width

Along the AD length Along the BC length

FILTRATION BLOCK / CUT

Yes (supply a drawing) No

FITTINGS

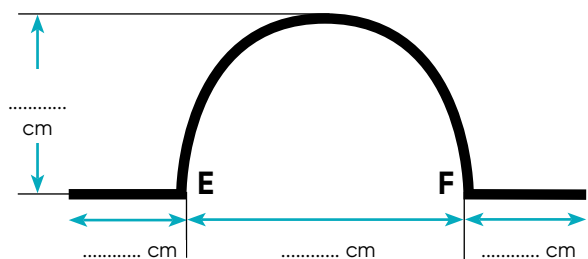
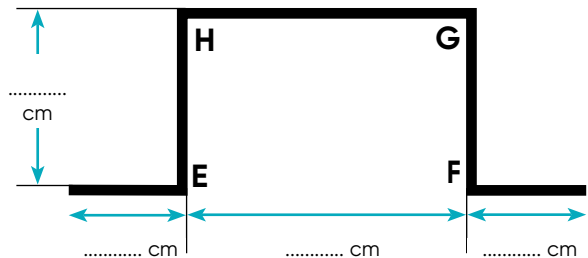
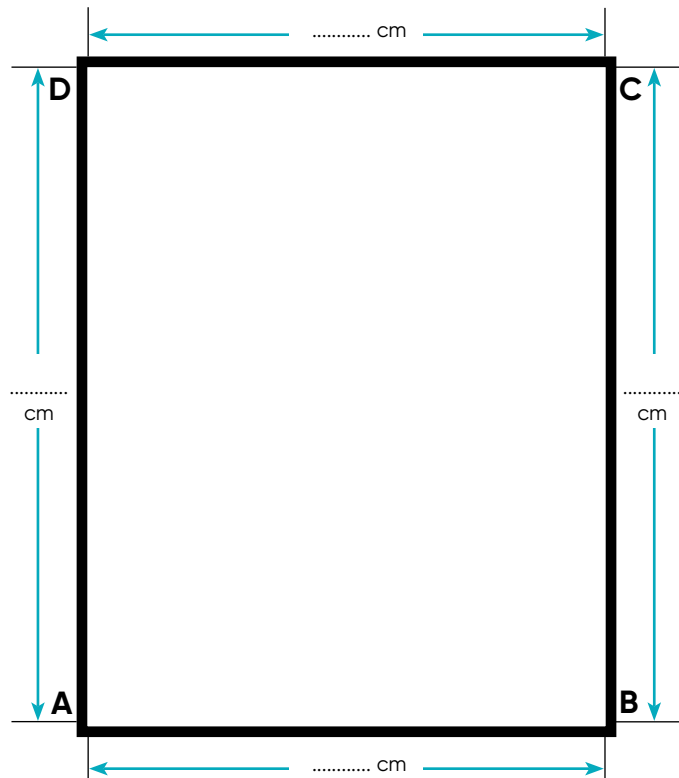
Bungee-clip

OPTION

Additional bungee clip(s): quantity: recommended for windy regions.

Additional anchors for windy regions

Options not available for Ivernea One



TRUCK ACCESS CHECKING GUIDE

Company name:	Customer reference:
---------------	---------------------

INFO

To help us deliver to you as efficiently as possible, please complete this questionnaire carefully. We decline all liability if the specified delivery location is inaccessible due to the information you have provided. Any additional delivery attempts will be invoiced. Thank you for your understanding.



ORDERED EQUIPMENT			
<input type="checkbox"/> Automatic slatted cover <input type="checkbox"/> Bar cover <input type="checkbox"/> Bubble cover (width over 4.50 m)			
ROAD SIGNAGE LEADING TO THE REQUESTED DELIVERY POINT			
<div style="display: flex; align-items: flex-start;"> <div style="text-align: center; margin-right: 10px;"> <p style="font-size: 8px; margin: 0;">3.5 T</p> </div> <div> <p>Have you already seen this type of road sign on the road that leads to the requested delivery point?</p> <p><input type="checkbox"/> Yes If so, please indicate which ones:</p> <p><input type="checkbox"/> No</p> </div> </div>			
ACCESS TO THE REQUESTED DELIVERY POINT: TYPES OF VEHICLE LIKELY TO HAVE ACCESS			
Below are different vehicle types. Indicate which types are likely to be able to pass in front of the requested delivery location.			
<p>Tractor + trailer (38 tonnes):</p> <p><input type="checkbox"/> Yes <input type="checkbox"/> No</p>	<p>Semi-trailer (38 tonnes):</p> <p><input type="checkbox"/> Yes <input type="checkbox"/> No</p>	<p>Small carrier (19 tonnes):</p> <p><input type="checkbox"/> Yes <input type="checkbox"/> No</p>	<p>Small truck (<6 tonnes):</p> <p><input type="checkbox"/> Yes <input type="checkbox"/> No</p>
<p>Garbage trucks:</p> <p><input type="checkbox"/> Yes <input type="checkbox"/> No</p>	<p>Concrete mixer trucks:</p> <p><input type="checkbox"/> Yes <input type="checkbox"/> No</p>	<p>Fuel delivery trucks:</p> <p><input type="checkbox"/> Yes <input type="checkbox"/> No</p>	<p>Small van:</p> <p><input type="checkbox"/> Yes <input type="checkbox"/> No</p>
TRUCK CLEARANCES: DETAILS			
Be careful of the truck clearance: Is the delivery address subject to one of the below situations ?			
<p>Electric cables: <input type="checkbox"/> Yes <input type="checkbox"/> No</p>	<p>Low branches: <input type="checkbox"/> Yes <input type="checkbox"/> No</p>	<p>Corners of roads: <input type="checkbox"/> Yes <input type="checkbox"/> No</p>	
OTHER INDICATIONS, PLEASE DESCRIBE			