

SLATS PRODUCTION PER UNIT - OPAQUE PVC 69 SLATS, OPAQUE POLYCARBONATE, SOLAR POLYCARBONATE OR OPAQUE PVC 84 SLATS

Customer N°:	Customer reference:	Order form date:
--------------------	---------------------------	------------------------

<p>Company contact details:</p> <p>Surname:</p> <p>Postcode: City:</p> <p>Country: Phone:</p> <p>E-mail:</p> <p>Contact in case of missing measurements:</p> <p>.....</p> <p>.....</p>	<p>Delivery address:</p> <p>Name:</p> <p>Address:</p> <p>Postcode: City:</p> <p>Country:</p> <p>Access: <input type="checkbox"/> Semi-trailer <input type="checkbox"/> Carrier Other:</p> <p>Fill in the truck access checking guide on the following pages</p> <p><input type="checkbox"/> Pick up at DEL Brécé factory (35530 Brécé, FRANCE)</p>
---	---

In order to avoid taking again measurements of the pool, please indicate the invoice number, order number or reference of the original cover made:

OPAQUE PVC 69 SLATS, OPAQUES POLYCARBONATE SLATS OR SOLAR POLYCARBONATE SLATS

Opaque PVC 69 slats

White Beige Grey Blue*

Leave one slat out of three without end cap to ease the sliding of the slats: AD side BC side

By default, all end-caps will be installed.

Opaque polycarbonate slats - 69 mm (not compatible with bromine treatment)

Nordic white Anthracite grey

Leave one slat out of three without end cap to ease the sliding of the slats: AD side BC side

By default, all end-caps will be installed.

Solar polycarbonate slats - 69 mm (not compatible with bromine treatment)

Crystal black Silver Absolute black Crystal blue* Crystal* Crystal brown* Crystal green*

Leave one slat out of three without end cap to ease the sliding of the slats: AD side BC side

By default, all end-caps will be installed.

Reel system side


Quantity of slats:

Please indicate the pool dimensions, as well as the positions of the skimmers and safety kits, on the drawings on the previous page.

Mid pool

Quantity of slats:

Slat length (end-caps included): m



Opposite to reel system side

Quantity of slats:

Please indicate the pool dimensions, as well as the positions of the skimmers and safety kits, on the drawings on the previous page.

INFO Order 3 slats minimum for the roller and opposite to roller side.

OPAQUE PVC 84 SLATS

White Grey

! Choose PVC opaque 69 slats for pool widths of 5.05 m or more.

Reel system side

Quantity L1 module: (7 modules maximum)

Slat length (flange included): m

Mid pool

Quantity LA module:

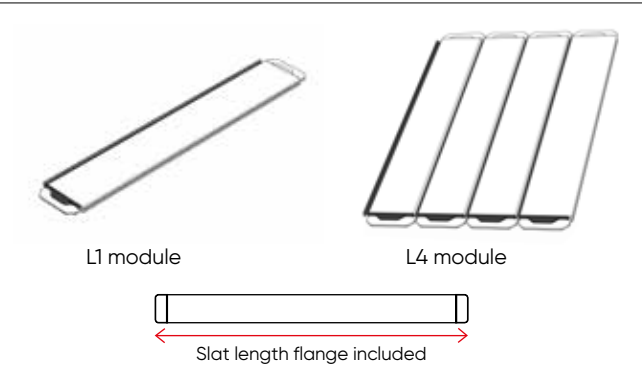
Quantity L1 module:

Slat length (flange included): m

Opposite to reel system side

Quantity L1 module:

Slat length (flange included): m



SLATS ONLY - DRAWING (FOR ROLLIN & ROLLENERGY)

Customer N°:	Customer reference:	Order form date:	Company:
--------------	---------------------	------------------	----------

POOL TYPE

Polyester shell
 - Brand:
 - Model:

Concrete Resin Wood
 Polystyrene block Metal

WATERTIGHTNESS

Liner* On-site lining
 Tiles Coated
 Other:

* For a sharp radius liner, a radius of 5 cm will be made on your slats.

POOL

Diagonals
 Diagonal AC = cm
 Diagonal BD = cm

Overflow

Yes (by default 1 every 4 m on each length)
 sur AB BC CD AD
 No
 Infinity control box (we recommend the Pushlock hanging mount kits)

INFO For an overflow pool, the hanging mount kits will be delivered in raw stainless-steel.

INSIDE POOL DIMENSIONS TO BE TAKEN AT THE WATER LINE AFTER WATERTIGHTNESS HAS BEEN MADE

Skimmer thickness
 Flush Proud of cm

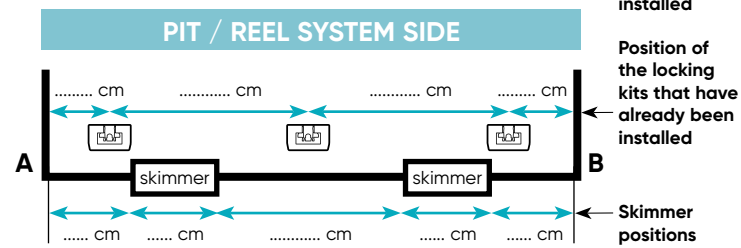
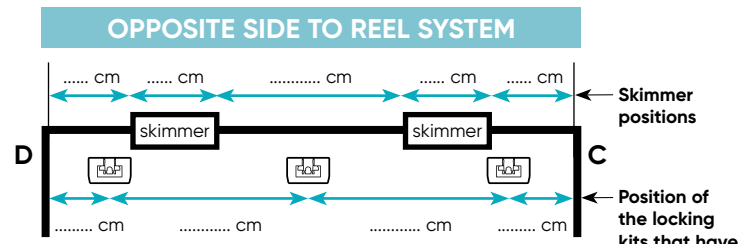
Skimmers on the widths: indicate them on the drawing
 Skimmer in the pit

Skimmers on the lengths: BC AD

Type of locking kits already installed:
 None Pushlock Pushlock automatic Quicklock
 Straplock

Supply of slats related accessories: Yes No

Stairs (see on the following pages)



skimmer : Indicate the exact skimmer positions.

: Indicate the positions of the locking kits that have already been installed.

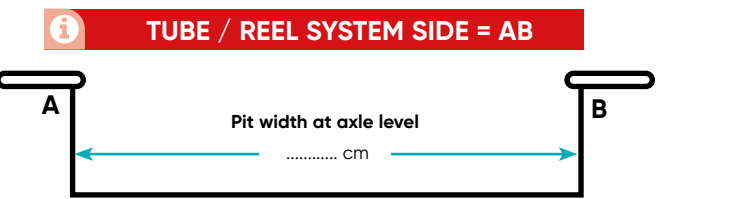
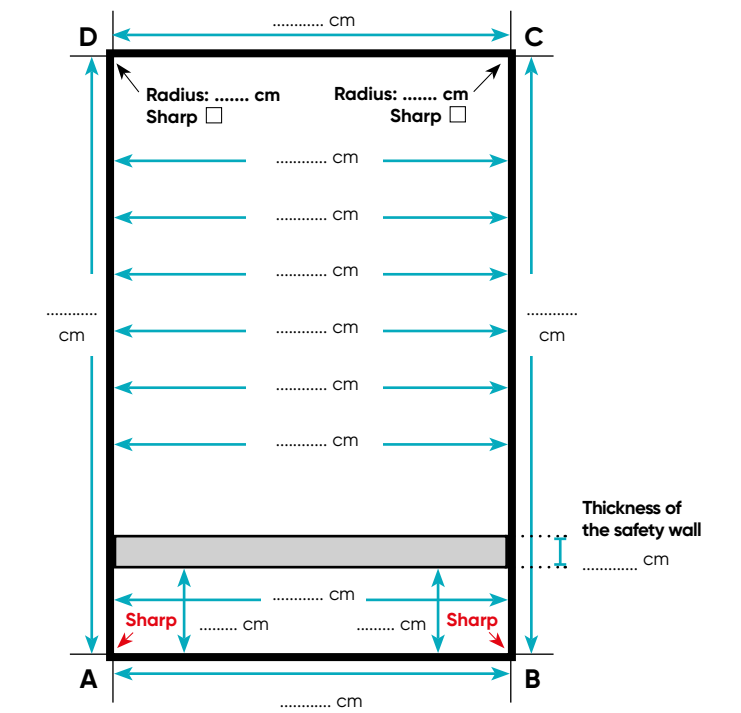
To comply with the French NF P90-308 safety standard, the locking kits must be installed in accordance with our recommendations in the technical instructions leaflet.

The positioning of the locking kits will be determined by CF group according to the configuration of your pool. A detailed drawing will be sent to you when your cover is delivered.

ADDITIONAL INFORMATION IF NEEDED


To comply with all NF P90-308 standards, that it is essential that all the elements making up this safety cover (mechanics, slats, motorization...) must come from CF group. If this is not the case, we will not be able to issue this certificate.


Limits of use: DEL covers for overflow pools can only be compliant if the pool is equipped with an Infinity box-type device for automatically lowering the water level by at least 2 cm when the cover is closed.
 At present, DEL covers with a removable form on a side are not compliant with standard NF P90-308.
 Unless the alarm manufacturer specifies otherwise, immersion alarms are not compatible with DEL covers.

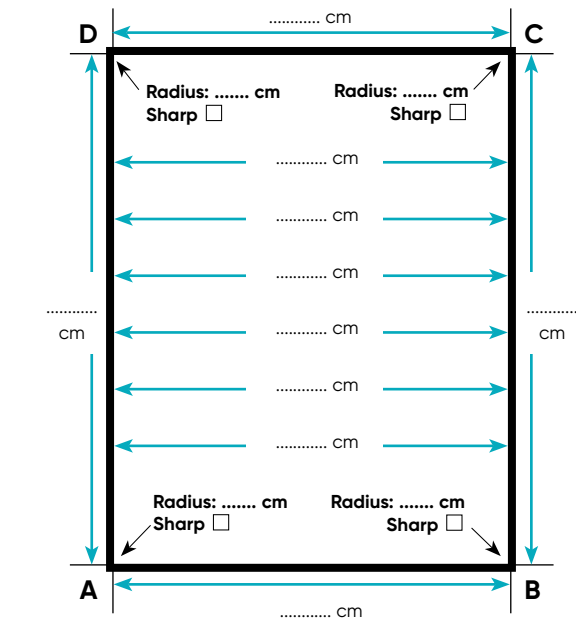
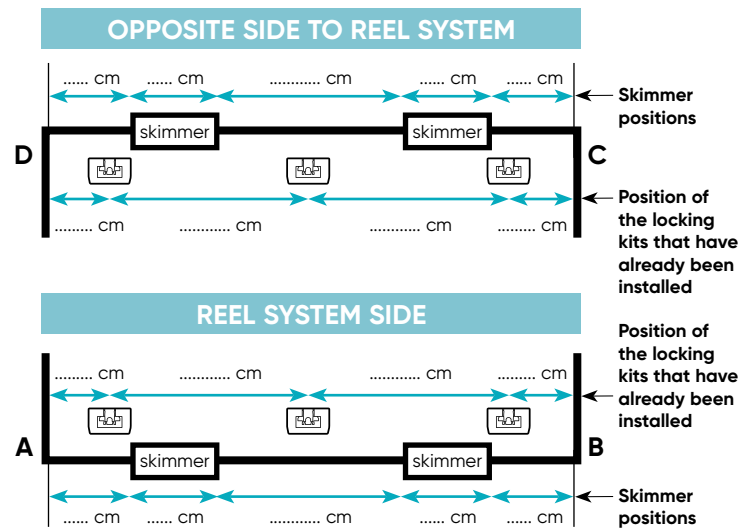


SLATS ONLY - DRAWING (FOR IN-GROUND, ABOVE-GROUND & MOBILE COVERS)


Customer N°:	Customer reference:	Order form date:	Company:
--------------	---------------------	------------------	----------


POOL TYPE <input type="checkbox"/> Polyester shell - Brand: - Model: <input type="checkbox"/> Concrete <input type="checkbox"/> Resin <input type="checkbox"/> Wood <input type="checkbox"/> Polystyrene block <input type="checkbox"/> Metal
WATERTIGHTNESS <input type="checkbox"/> Liner* <input type="checkbox"/> On-site lining <input type="checkbox"/> Tiles <input type="checkbox"/> Coated <input type="checkbox"/> Other: <small>* For a pool with sharp corners and liner configuration, the slats are manufactured with a 5 cm radius.</small>
POOL Diagonals Diagonal AC = cm Diagonal BD = cm
Overflow <input type="checkbox"/> Yes <input type="checkbox"/> No Length: <input type="radio"/> AD <input type="radio"/> BC By default, one every 4 meters on each length. If more are required, please indicate the total quantity per length: Width : <input type="radio"/> AB <input type="radio"/> CD Infinity control box (or similar) : <input type="checkbox"/> Yes already installed, cover compliant with the NF P90-308 standards <input type="checkbox"/> No We recommend the Pushlock hanging mount kits  For an overflow pool, the hanging mount kits will be delivered in raw stainless-steel.

 INSIDE POOL DIMENSIONS TO BE TAKEN AT THE WATER LINE AFTER WATERTIGHTNESS HAS BEEN MADE Skimmer thickness <input type="checkbox"/> Flush <input type="checkbox"/> Proud of cm Skimmers on the widths: indicate them on the drawing Skimmers on the lengths: <input type="radio"/> BC <input type="radio"/> AD Type of locking kits already installed: <input type="checkbox"/> Pushlock <input type="checkbox"/> Quicklock <input type="checkbox"/> Straplock Supply of slats related accessories: <input type="radio"/> Yes <input type="radio"/> No Stairs (see on the following pages)



 **TUBE / REEL SYSTEM SIDE = AB**

 : Indicate the exact skimmer positions.

 : Indicate the positions of the locking kits that have already been installed.

To comply with the French NF P90-308 safety standard, the locking kits must be installed in accordance with our recommendations in the technical instructions leaflet.

The positioning of the locking kits will be determined by CF group according to the configuration of your pool. A detailed drawing will be sent to you when your cover is delivered.

To comply with all NF P90-308 standards, that it is essential that all the elements making up this safety cover (mechanics, slats, motorization...) must come from CF group. If this is not the case, we will not be able to issue this certificate.

Limits of use: DEL covers for overflow pools can only be compliant if the pool is equipped with an Infinity box-type device for automatically lowering the water level by at least 2 cm when the cover is closed.

At present, DEL covers with a removable form on a side are not compliant with standard NF P90-308.

Unless the alarm manufacturer specifies otherwise, immersion alarms are not compatible with DEL covers.

STAIRS SLATS - DRAWING

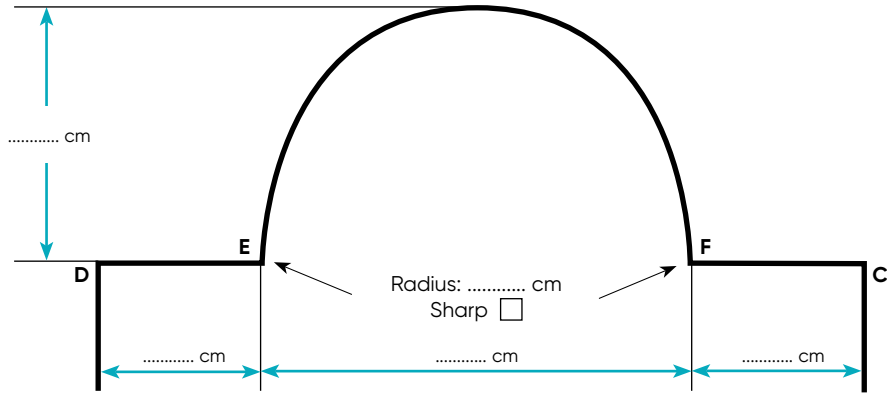
Customer N°:	Customer reference:	Order form date:	Company:
--------------	---------------------	------------------	----------

: Indicate the exact skimmer positions

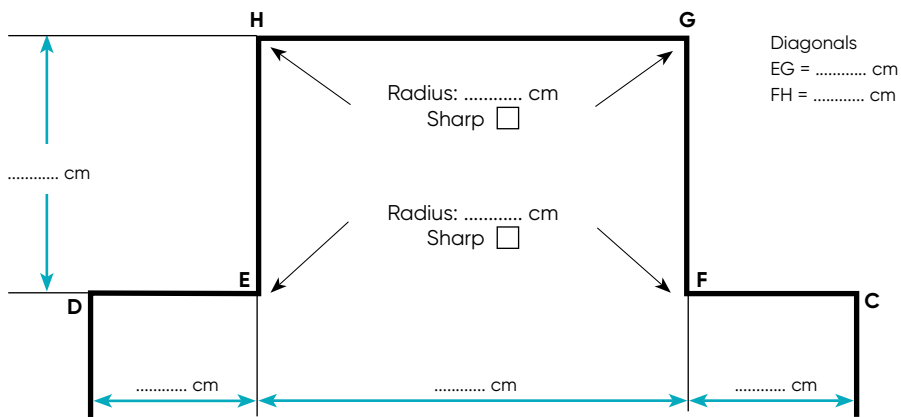
 : Indicate the position of the locking kits that have already been installed

ROMAN STAIRS

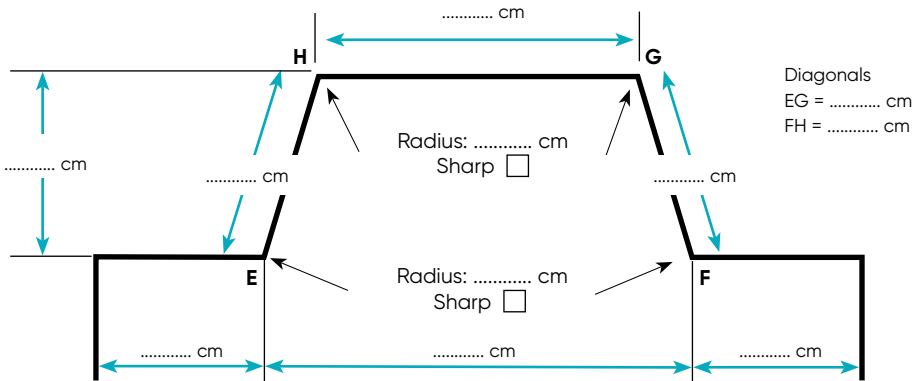
We recommend the use of the measurement-taking order triangulation form
See the order form on the next page.



SQUARE STAIRS



TRAPEZOID STAIRS



TRIANGULATION DRAWING FOR STAIRS SLATS

Customer N°:	Customer reference:	Order form date:	Company:
--------------	---------------------	------------------	----------

CD = cm

EF = cm

CF = cm

ED = cm

EP = cm

E1 = cm

E2 = cm

E3 = cm

E4 = cm

E5 = cm

E6 = cm

E7 = cm

F1 = cm

F2 = cm

F3 = cm

F4 = cm

F5 = cm

F6 = cm

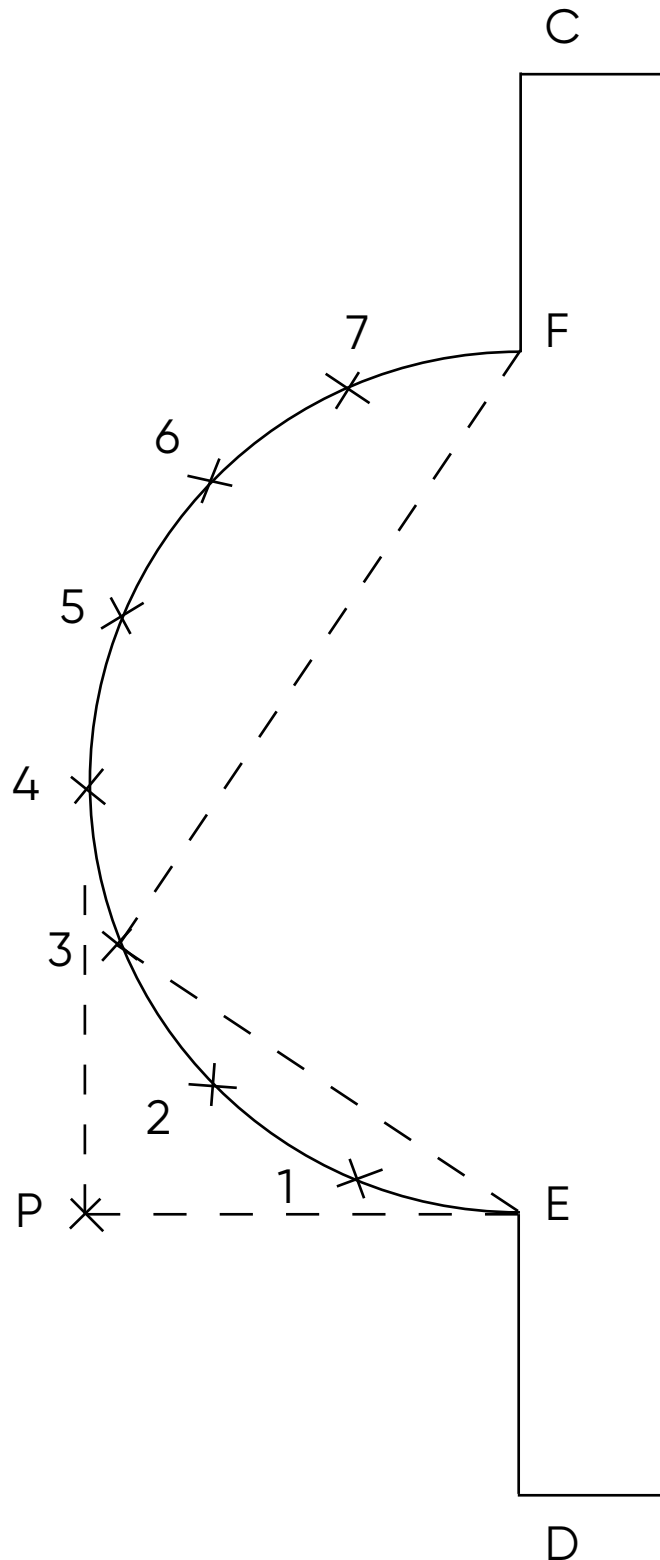
F7 = cm

Corner radius C =cm

Corner radius D =cm

Corner radius E =cm

Corner radius F =cm



IVERNEA ONE, IVERNEA & IVERNEA PLUS WINTER PROTECTION COVERS

Customer N°:	Customer reference:	Order form date:
--------------	---------------------	------------------

Company contact details: Surname: Postcode: City: Country: Phone: E-mail: Contact in case of missing measurements:	Delivery address: Name: Address: Postcode: City: Country: Phone (person to contact) <input type="checkbox"/> Pick up at DEL Brécé factory (35530 Brécé, FRANCE)
--	--

New pool Existing pool: to avoid re-taking the measurements, please indicate the invoice n°, order n° or delivery document n° for the original cover:

Caution, Ivernea One, Ivernea and Ivernea Plus covers are not compatible with a solar PVC slatted cover.

SLATS

In-ground (decking above water) In-ground (decking under water) Above-ground (without covering) Above-ground (with covering)

MODEL / COLOUR

Ivernea One:
 Beige Grey


Ivernea:
 Beige Grey

Ivernea plus:
 Ivernea Plus

POOL DIMENSIONS (for in-ground covers, indicate the size excluding the pit)

Length: cm
 Width: cm


Dimension of the water level under the coping

Less than 3 cm => not possible 

Between 3 and 6 cm

More than 6 cm

Diagonals

Diagonal AC = cm 

Diagonal BD = cm

Diagonals taken at sharp corners.

CORNER RADIUS

A = cm B = cm
 C = cm D = cm

STAIRS

Yes No

SHAPE:
 Square Roman

Indicate the stairs position:

On the AB width On the CD width
 Along the AD length Along the BC length

FILTRATION BLOCK / CUT

Yes (supply a drawing) No

FITTINGS

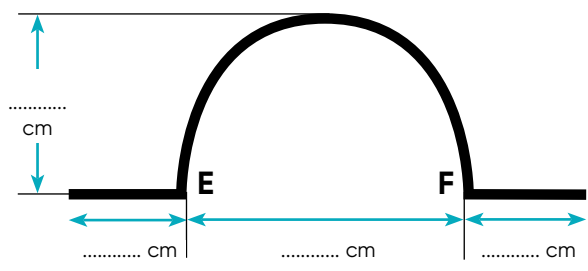
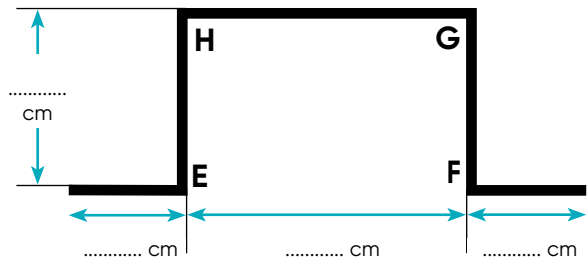
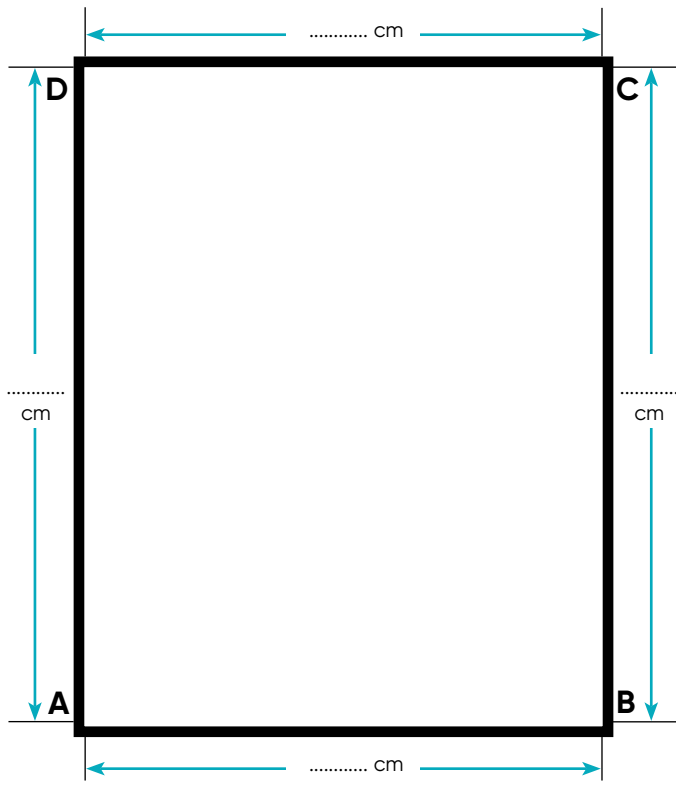
Bungee-clip

OPTION

Additional bungee clip(s): quantity: recommended for windy regions.

Additional anchors for windy regions

Options not available for Ivernea One



TRUCK ACCESS CHECKING GUIDE

Company name:	Customer reference:
---------------	---------------------

INFO

To help us deliver to you as efficiently as possible, please complete this questionnaire carefully. We decline all liability if the specified delivery location is inaccessible due to the information you have provided. Any additional delivery attempts will be invoiced. Thank you for your understanding.



ORDERED EQUIPMENT			
<input type="checkbox"/> Automatic slatted cover <input type="checkbox"/> Bar cover <input type="checkbox"/> Bubble cover (width over 4.50 m)			
ROAD SIGNAGE LEADING TO THE REQUESTED DELIVERY POINT			
<div style="display: flex; align-items: flex-start;"> <div style="text-align: center; margin-right: 10px;"> <p style="font-size: 8px; margin: 0;">3.5 T</p> </div> <div> <p>Have you already seen this type of road sign on the road that leads to the requested delivery point?</p> <p><input type="checkbox"/> Yes If so, please indicate which ones:</p> <p><input type="checkbox"/> No</p> </div> </div>			
ACCESS TO THE REQUESTED DELIVERY POINT: TYPES OF VEHICLE LIKELY TO HAVE ACCESS			
Below are different vehicle types. Indicate which types are likely to be able to pass in front of the requested delivery location.			
<p>Tractor + trailer (38 tonnes):</p> <p><input type="checkbox"/> Yes <input type="checkbox"/> No</p>	<p>Semi-trailer (38 tonnes):</p> <p><input type="checkbox"/> Yes <input type="checkbox"/> No</p>	<p>Small carrier (19 tonnes):</p> <p><input type="checkbox"/> Yes <input type="checkbox"/> No</p>	<p>Small truck (<6 tonnes):</p> <p><input type="checkbox"/> Yes <input type="checkbox"/> No</p>
<p>Garbage trucks:</p> <p><input type="checkbox"/> Yes <input type="checkbox"/> No</p>	<p>Concrete mixer trucks:</p> <p><input type="checkbox"/> Yes <input type="checkbox"/> No</p>	<p>Fuel delivery trucks:</p> <p><input type="checkbox"/> Yes <input type="checkbox"/> No</p>	<p>Small van:</p> <p><input type="checkbox"/> Yes <input type="checkbox"/> No</p>
TRUCK CLEARANCES: DETAILS			
Be careful of the truck clearance: Is the delivery address subject to one of the below situations ?			
<p>Electric cables: <input type="checkbox"/> Yes <input type="checkbox"/> No</p>	<p>Low branches: <input type="checkbox"/> Yes <input type="checkbox"/> No</p>	<p>Corners of roads: <input type="checkbox"/> Yes <input type="checkbox"/> No</p>	
OTHER INDICATIONS, PLEASE DESCRIBE			