

# ABOVE-GROUND AND MOBILE SLATTED COVERS ONLY



SPEEDY

Slatted Cover

Speedy fabrication required:

 Yes  No

FROM NOVEMBER TO MARCH

APRIL

FROM MAY TO AUGUST

SEPTEMBER, OCTOBER

D+5

D+6

D+7

D+6

Customer N°: ..... Customer reference: ..... Order form date: .....

### Company contact details:

Surname: .....

Postcode: ..... Town/City: ..... Country .....

Phone: .....

E-mail: .....

Contact in case of missing measurements: .....

.....

.....

### Delivery address:

Name: .....

Address: .....

Postcode: ..... Town/City: ..... Country .....

Access:  Semi-trailer  Carrier Other: .....

Fill in the truck access checking guide on p. 367.

 Pick up at DEL Brécé factory (35530 Brécé, FRANCE)

New build pool  Existing pool: In order to avoid taking again measurements of the pool, please indicate the invoice number, order number or reference of the original cover made: .....

### COMPLETE SLATTED COVER

#### Opaque PVC 69 slats

 White  Beige  Grey  Blue\*

#### Solar polycarbonate slats

 Crystal black  Silver  Crystal blue\*  Crystal\*  Crystal brown\*  Crystal green\*

(Polycarbonate slats are not compatible with bromine treatments)

 Leave one slat out of three without endcap to ease the sliding of the slats:  AD Side  BC side

By default all the endcaps will be fitted.

Additional lead time for slats over 6 m long. \*additional lead time.

### STAIRS OR SLAT CUT-OUT

 Roman stair  Square stair  Trapezoid stair  Slat cut-out (attach a plan)

### LOCKING KITS

#### Pushlock

 White  Beige  Grey  Dark grey  Blue  Argile green

#### Quicklock + Tool

 White  Beige  Grey

#### White straplock kit

 Concrete coping anchors  Wood coping anchors

#### Fittings:

 Insert mount Surface mount Hanging mount High hanging mount (Pushlock only)

### CURRENT AUTOMATIC COVER

#### Above-ground cover:

 Tixit  Moon  Contura  Rollover  Rolleasy 2  Other: .....

#### Mobile automatic cover:

 Moove'O  Other: .....

### WINTER SHIFT / PROTECTIVE COVERING

**Ivernea:**  Yes *Fill in the order form on p. 397.*  No

**Ivernea plus:**  Yes *Fill in the order form on p. 397.*  No

In order to avoid taking again measurements of the pool, please indicate the invoice number, order number or reference of the original cover made: .....

### SLAT PRODUCTION PER UNIT

#### Reel system side


Number of slats: .....

Please fill in the pool drawing on the next page

#### Mid pool

Number of slats: .....

Slat length (endcaps included): ..... m



#### Opposite to reel system side

Number of slats: .....

Please fill in the pool drawing on the next page



Order of a bunch of 3 slats minimum for the roller and opposite to roller side.

# ABOVE-GROUND AND MOBILE SLATTED COVER DRAWINGS ONLY

Customer N°:	Customer reference:	Order form date:	Company:
--------------	---------------------	------------------	----------

**POOL TYPE**

Polyester shell

- Brand: .....

- Model: .....

Concrete     Resin     Wood

Polystyrene block     Metal

---

**WATERTIGHTNESS**

Liner                       On-site lining

Tiles                       Coated

Other: .....


---

**POOL**

**Diagonals**

Diagonal AC = ..... cm

Diagonal BD = ..... cm



**Overflow**

Yes (by default 1 every 4 m on each length) on  AB     BC     CD     AD

No

Infinity control box (we recommend the Pushlock hanging mount kits)

---

**INFO**

For an overflow pool, the hanging mount kits will be delivered in raw stainless-steel.

---

**Coping overhang**

..... cm

**skimmer** : Indicate the exact skimmer positions.

: Indicate the positions of the locking kits that have already been installed.

To comply with the French NF P90-308 safety standard, the locking kits must be installed in accordance with our recommendations in the technical instructions leaflet. The positioning of the locking kits will be determined by CF Group according to the configuration of your pool. A detailed plan will be sent to you when your cover is delivered.

**ADDITIONAL INDICATIONS IF REQUIRED**

**! INTERIOR POOL DIMENSIONS BE TAKEN AT THE WATER LINE AFTER WATERTIGHTNESS HAS BEEN MADE**

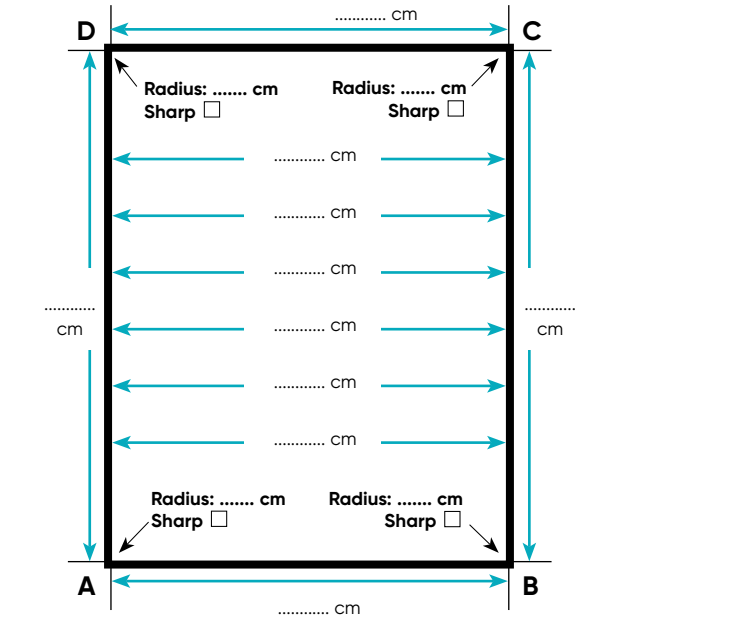
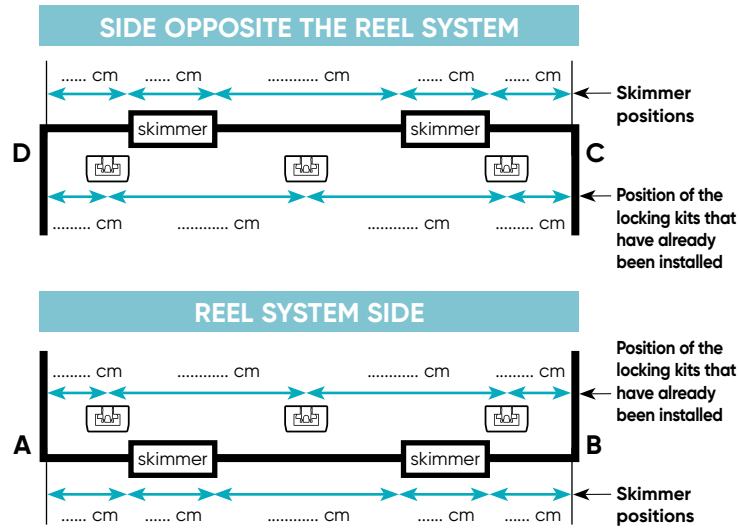
**Skimmer thickness**

Flush     Proud of ..... cm

**Skimmers on the widths indicate them on the drawing**

**Skimmers on the lengths:**  BC     AD

Stairs (see p. 364).



**! TUBE / REEL SYSTEM SIDE = AB**

# DRAWING FOR STAIR SLATTED COVER

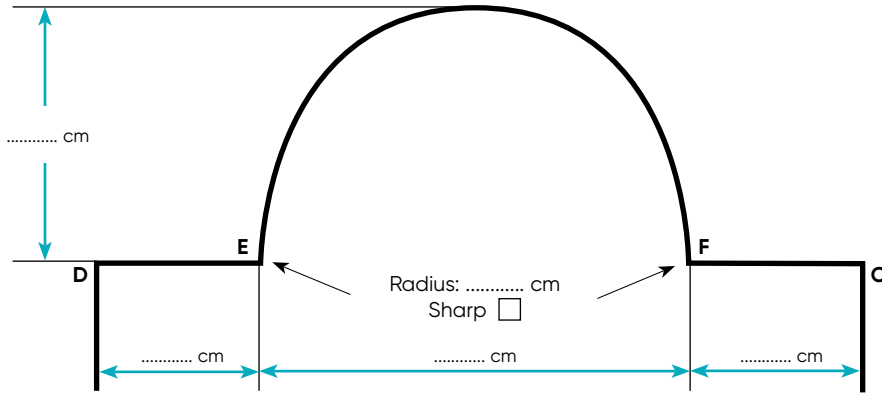
Customer N°:	Customer reference:	Order form date:	Company:
--------------	---------------------	------------------	----------

 : Indicate the exact skimmer positions

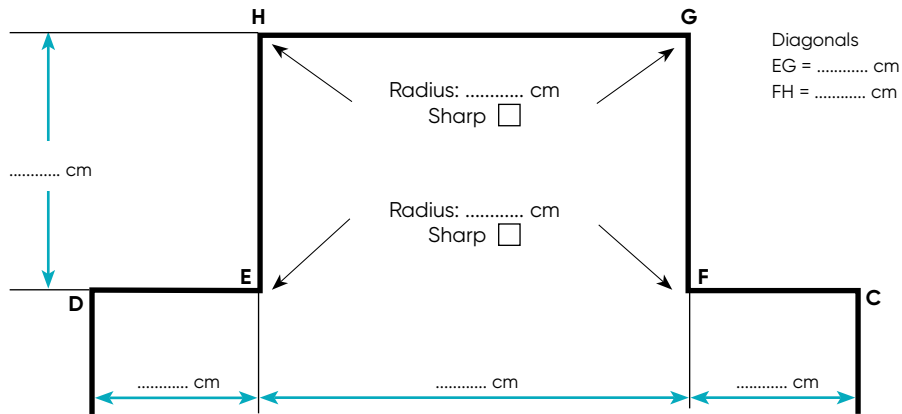
 : Indicate the position of the locking kits that have already been installed

## ROMAN STAIR

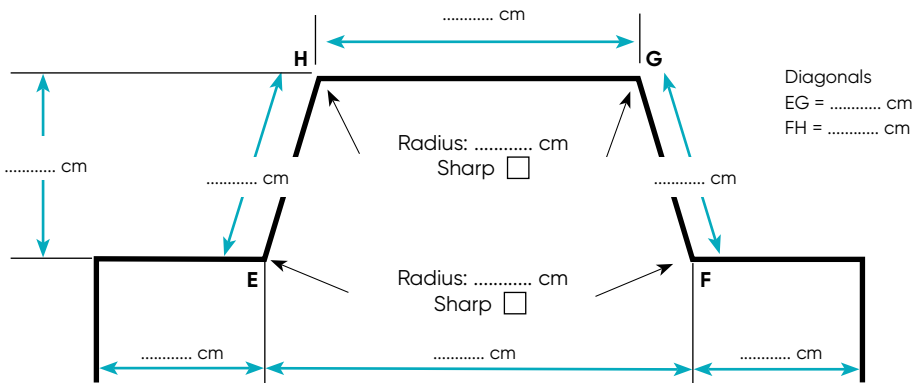
We recommend the use of the measurement-taking order triangulation for. See order form on p. 167.



## SQUARE STAIR



## TRAPEZOID STAIR



# SLATTED COVER TRIANGULATION DRAWING

Customer N°:	Customer reference:	Order form date:	Company:
--------------	---------------------	------------------	----------

CD = ..... cm

EF = ..... cm

CF = ..... cm

ED = ..... cm

EP = ..... cm

E1 = ..... cm

E2 = ..... cm

E3 = ..... cm

E4 = ..... cm

E5 = ..... cm

E6 = ..... cm

E7 = ..... cm

F1 = ..... cm

F2 = ..... cm

F3 = ..... cm

F4 = ..... cm

F5 = ..... cm

F6 = ..... cm

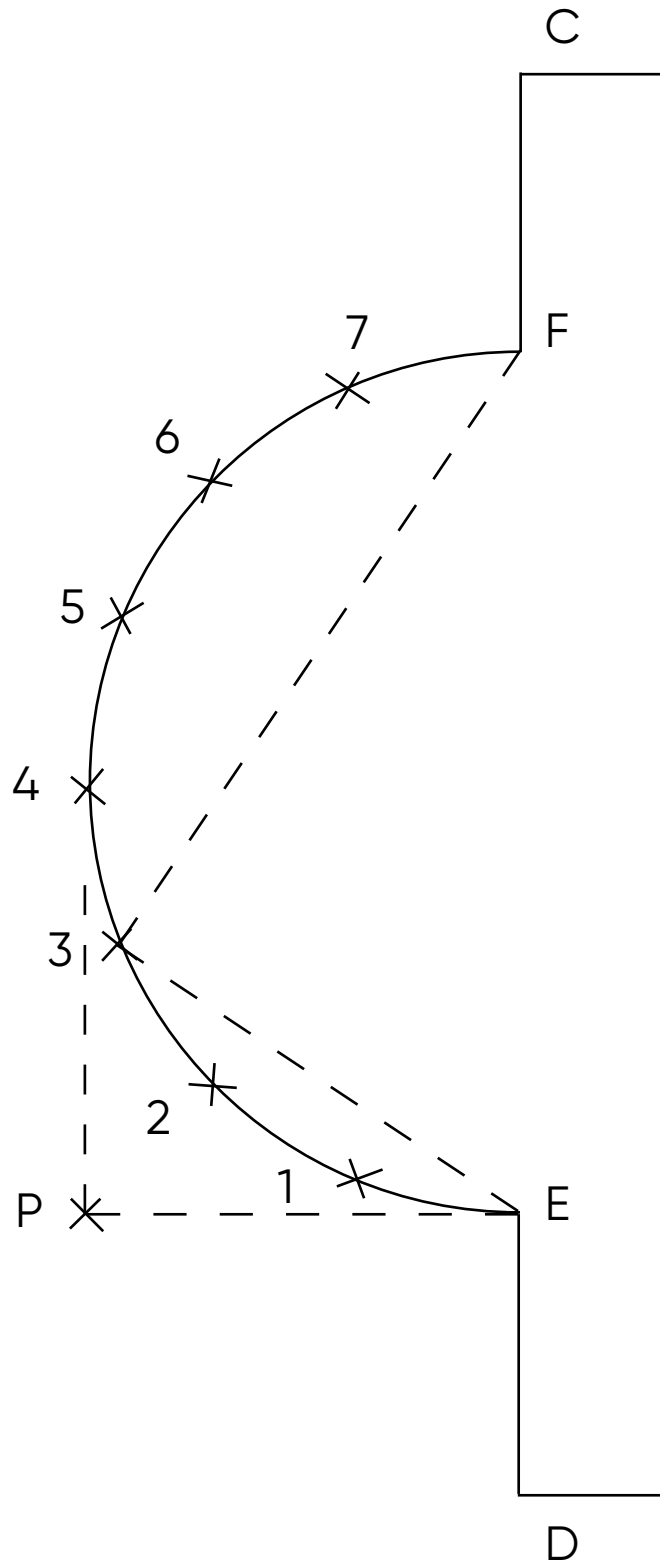
F7 = ..... cm

Corner radius C = .....cm

Corner radius D = .....cm

Corner radius E = .....cm

Corner radius F = .....cm



# TRUCK ACCESS CHECKING GUIDE

Company name:	Customer reference:
---------------	---------------------

**i** INFO

To allow us to deliver to you with maximum efficiency, please fill in this questionnaire carefully. We decline all liability in the event of the required delivery location being inaccessible due to the indications you have provided. Any new deliveries will be invoiced to you. Thank you for your understanding.



**ORDERED EQUIPMENT**

Automatic slatted cover   
  Bar cover   
  Bubble cover (over 4.50 m)   
  Pool kits solutions/above-ground pools

**ROAD SIGNAGE LEADING TO THE REQUESTED DELIVERY POINT**



Have you already seen this type of road sign on the road that leads to the requested delivery point?

Yes If so, please indicate which ones: .....  
 No

**ACCESS TO THE REQUESTED DELIVERY POINT: TYPES OF VEHICLE LIKELY TO HAVE ACCESS**

Below are different vehicle types. Indicate which types are likely to be able to pass in front of the requested delivery location.

 Tractor + trailer (38 tonnes): <input type="checkbox"/> Yes <input type="checkbox"/> No	 Semi-trailer (38 tonnes): <input type="checkbox"/> Yes <input type="checkbox"/> No	 Small carrier (19 tonnes): <input type="checkbox"/> Yes <input type="checkbox"/> No	 Small truck (6 tonnes): <input type="checkbox"/> Yes <input type="checkbox"/> No
 Garbage trucks: <input type="checkbox"/> Yes <input type="checkbox"/> No	 Concrete mixer trucks: <input type="checkbox"/> Yes <input type="checkbox"/> No	 Fuel delivery trucks: <input type="checkbox"/> Yes <input type="checkbox"/> No	 Small van: <input type="checkbox"/> Yes <input type="checkbox"/> No

**TRUCK CLEARANCES: DETAILS**

Be careful of the truck clearance: Is the delivery address subject to one of the below situations ?

 Electric cables: <input type="checkbox"/> Yes <input type="checkbox"/> No	 Low branches: <input type="checkbox"/> Yes <input type="checkbox"/> No	 Corners of roads: <input type="checkbox"/> Yes <input type="checkbox"/> No
---	--	--

**OTHER INDICATIONS, PLEASE DESCRIBE**

Customer N°: .....	Customer reference: .....	Order form date: .....
--------------------	---------------------------	------------------------

<p><b>Company contact details:</b></p> <p>Surname: .....</p> <p>Postcode: ..... Town/City: ..... Country: .....</p> <p>Phone: .....</p> <p>E-mail: .....</p> <p>Contact in case of missing measurements: .....</p>	<p><b>Delivery address:</b></p> <p>Name: .....</p> <p>Address: .....</p> <p>Postcode: ..... Town/City: ..... Country: .....</p> <p>Phone (person to contact) .....</p> <p><input type="checkbox"/> Pick up at DEL Brécé factory (35530 Brécé, FRANCE)</p>
--	---

New pool       Existing pool: to avoid re-taking the measurements, please indicate the invoice n°, order n° or delivery document n° for the original cover: .....

Caution, Ivernea and Ivernea covers are not compatible with a solar PVC slat cover.

**SLATS**

In-ground (decking above water)     In-ground (decking under water)     Above-ground (without covering)     Above-ground (with covering)

**MODEL / COLOUR**

**Ivernea:**  
 Green     Blue     Beige     Grey

**Ivernea plus:**  
 Ivernea Plus

**POOL DIMENSIONS**  
 (for in-ground covers, indicate the size excluding the pit)

Length: ..... cm

Width: ..... cm

**Diagonals**

Diagonal AC = ..... cm

Diagonal BD = ..... cm

Diagonals taken at sharp corners. 

**CORNER RADIUS**

A = ..... cm

B = ..... cm

C = ..... cm

D = ..... cm

**STAIRS**

Yes       No

**SHAPE:**

Square       Roman

Indicate the stair position:

On the AB width       On the CD width

Along the AD length       Along the BC length

**FILTRATION BLOCK / CUT**

Yes (supply a drawing)     No

**FITTINGS**

Bungee-clip

**OPTION**

Extra Bungee-clip(s): recommended for windy areas.

