

# IN-GROUND SLATTED COVER ONLY



**Speedy fabrication required:**

Yes  No

FROM NOVEMBER TO MARCH	APRIL	FROM MAY TO AUGUST	SEPTEMBER, OCTOBER
<b>D+5</b>	<b>D+6</b>	<b>D+7</b>	<b>D+6</b>

Customer N°: ..... Customer reference: ..... Order form date: .....

<p><b>Company contact details:</b></p> <p>Surname: .....</p> <p>Postcode: ..... Town/City: ..... Country .....</p> <p>Phone: .....</p> <p>E-mail: .....</p> <p>Contact in case of missing measurements: .....</p> <p>.....</p> <p>.....</p>	<p><b>Delivery address:</b></p> <p>Name: .....</p> <p>Address: .....</p> <p>Postcode: ..... Town/City: ..... Country .....</p> <p>Access: <input type="checkbox"/> Semi-trailer <input type="checkbox"/> Carrier Other: .....</p> <p>Fill in the truck access checking guide on p. 367.</p> <p><input type="checkbox"/> Pick up at DEL Brécé factory (35530 Brécé, FRANCE)</p>
---	--

New build pool  Existing pool: In order to avoid taking again measurements of the pool, please indicate the invoice number, order number or reference of the original cover made: .....

## COMPLETE SLATTED COVER

**In standard: Opaque PVC 84 slats**

**! Take PVC opaque 69 slats if your pool up to 5.05 m wide.**

White  Grey

**Solar polycarbonate slats - 69 mm** (not compatible with bromine treatment)

Crystal black  Silver  Crystal blue\*  Crystal\*  Crystal brown\*  Crystal green\*

Leave one slat out of three without end cap to ease the sliding of the slats:  AD side  BC side

By default, all endcaps will be installed.

Additional lead time for slats over 6 m long. \*Additional lead time

## Opaque PVC 69 slats

White  Beige  Grey  Blue\*

Leave one slat out of three without end cap to ease the sliding of the slats:  AD side  BC side

By default, all endcaps will be installed.

Additional lead time for slats over 6 m long. \*Additional lead time.

## STAIRS OR SLAT CUT-OUT

Roman stair  Square stair  Trapezoid stair  Slat cut-out (attach a plan)

## LOCKING KITS

**For opaque pvc 84 slats**

**Pushlock**

White  Beige  Grey  Dark grey  Blue  Argile green

**For opaque PVC 69 and solar polycarbonate slats**

**Pushlock**

White  Beige  Grey  Dark grey  Blue  Argile green

**Quicklock + Tool** :  White  Beige  Grey

**White straplock kit** :  Concrete coping anchors  Wood coping anchors

**Fittings:**

Insert mount  
 Surface mount  
 Hanging mount  
 High hanging mount (Pushlock only)



Only the Pushlock kit is compatible with the Rollinside automatic cover

## CURRENT AUTOMATIC COVER

**In-ground:**

Rollinside:  1 side  2 sides Depth of the mechanics: ..... cm

Rollenergy Evolution  Rollin  Other: .....

## WINTER SHIFT / PROTECTIVE COVERING

**Ivernea:**  Yes **Fill in the order form on p. 397.**  No **Ivernea plus:**  Yes **Fill in the order form on p. 397.**  No

In order to avoid taking again measurements of the pool, please indicate the invoice number, order number or reference of the original cover made: .....

## SLAT PRODUCTION PER UNIT - FOR PVC OPAQUE 69 SLATS AND POLYCARBONAT SOLAR SLATS

**Reel system side**

Number of slats: .....

Please fill in the pool drawing on the next page

**Mid pool**

Number of slats: .....

Slat length (endcaps included): ..... m

**Opposite to reel system side**

Number of slats: .....


Please fill in the pool drawing on the next page



Order of a bunch of 3 slats minimum for the roller and opposite to roller side.

# IN-GROUND SLATTED COVER ONLY DRAWING

Customer N°:	Customer reference:	Order form date:	Company:
--------------	---------------------	------------------	----------

<b>POOL TYPE</b>	
<input type="checkbox"/> Polyester shell	
- Brand: .....	
- Model: .....	
<input type="checkbox"/> Concrete	<input type="checkbox"/> Resin <input type="checkbox"/> Wood
<input type="checkbox"/> Polystyrene block	<input type="checkbox"/> Metal
<b>WATERTIGHTNESS</b>	
<input type="checkbox"/> Liner	<input type="checkbox"/> On-site lining
<input type="checkbox"/> Tiles	<input type="checkbox"/> Coated
<input type="checkbox"/> Other: .....	
<b>POOL</b>	
<b>Diagonals</b>	
Diagonal AC = .....	
Diagonal BD = .....	
<b>Overflow</b>	
<input type="checkbox"/> Yes (by default 1 every 4 m on each length) on <input type="radio"/> AB <input type="radio"/> BC <input type="radio"/> CD <input type="radio"/> AD	
<input type="checkbox"/> No	
<input type="radio"/> Infinity control box (we recommend the Pushlock hanging mount kits)	
<b>INFO</b>	
For an overflow pool, the hanging mount kits will be delivered in raw stainless-steel.	
<b>Coping overhang</b>	
..... cm	

**! INTERIOR POOL DIMENSIONS BE TAKEN AT THE WATER LINE AFTER WATERTIGHTNESS HAS BEEN MADE**

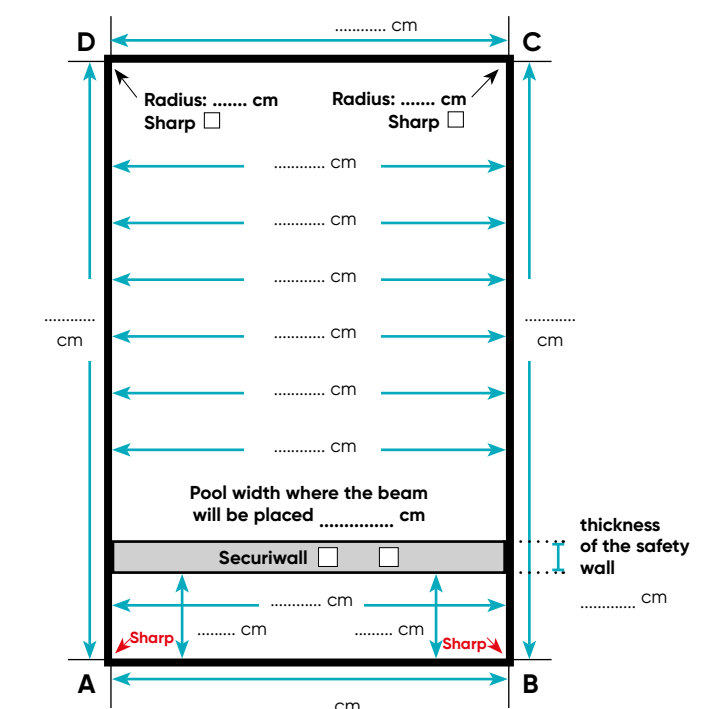
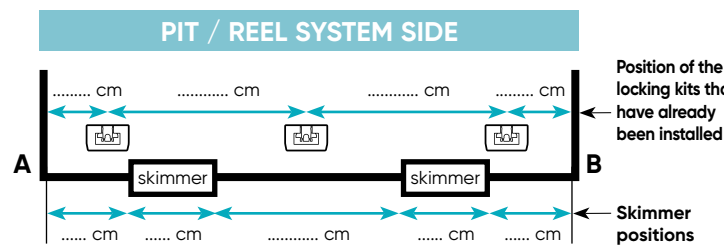
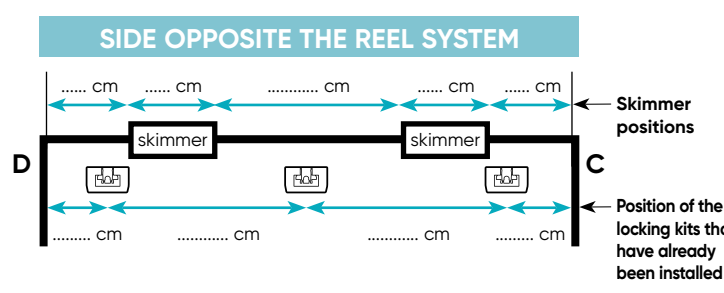
**Skimmer thickness**

Flush     Proud of ..... cm


**Skimmers on the widths indicate them on the drawing**

**Skimmers on the lengths:**  BC     AD

Stairs (see p. 364).




**skimmer** : Indicate the exact skimmer positions.

 : Indicate the positions of the locking kits that have already been installed.

To comply with the French NF P90-308 safety standard, the locking kits must be installed in accordance with our recommendations in the technical instructions leaflet. The positioning of the locking kits will be determined by CF Group according to the configuration of your pool. A detailed plan will be sent to you when your cover is delivered.


**ADDITIONAL INDICATIONS IF REQUIRED**

**! TUBE / REEL SYSTEM SIDE = AB**



# DRAWING FOR STAIR SLATTED COVER

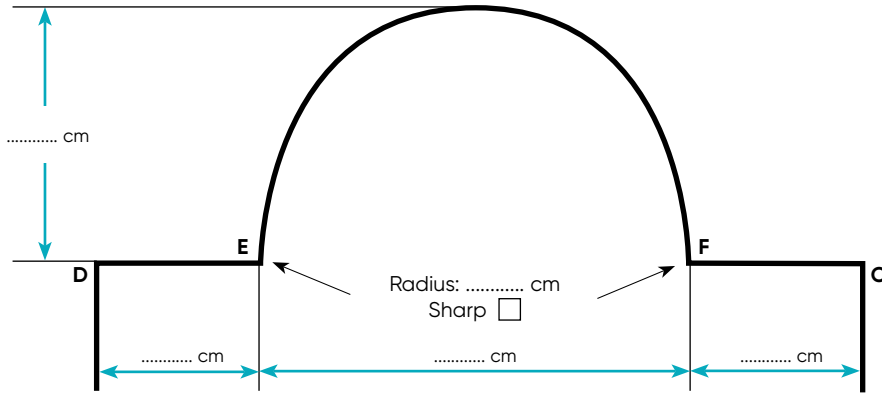
Customer N°:	Customer reference:	Order form date:	Company:
--------------	---------------------	------------------	----------

 : Indicate the exact skimmer positions

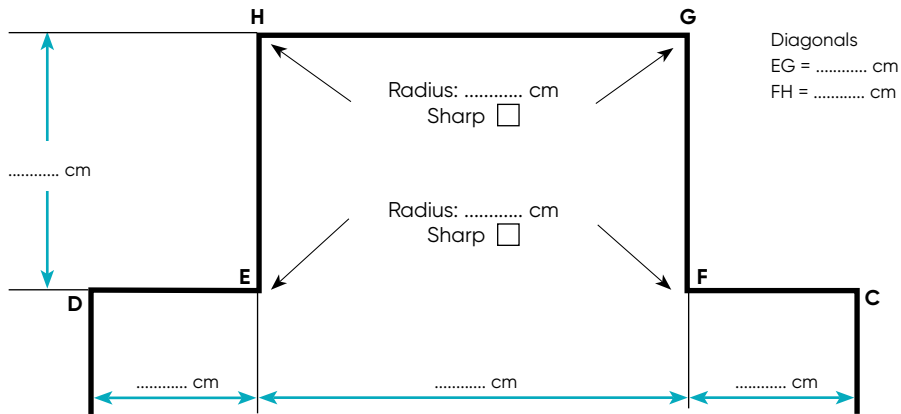
 : Indicate the position of the locking kits that have already been installed

## ROMAN STAIR

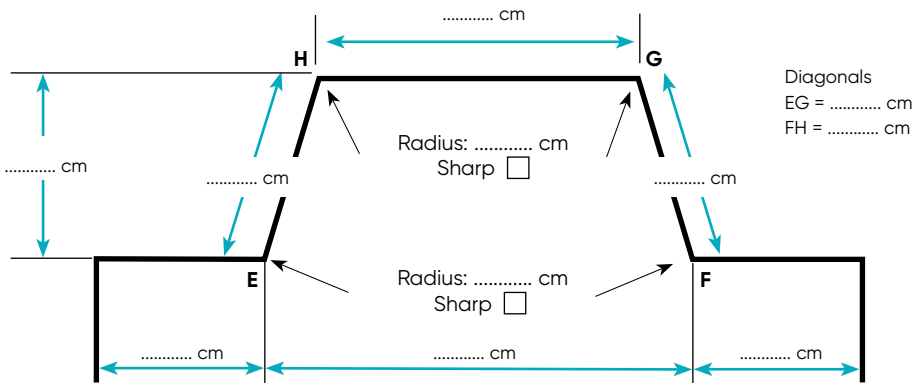
We recommend the use of the measurement-taking order triangulation for. See order form on p. 167.



## SQUARE STAIR



## TRAPEZOID STAIR



# SLATTED COVER TRIANGULATION DRAWING

Customer N°:	Customer reference:	Order form date:	Company:
--------------	---------------------	------------------	----------

CD = ..... cm

EF = ..... cm

CF = ..... cm

ED = ..... cm

EP = ..... cm

E1 = ..... cm

E2 = ..... cm

E3 = ..... cm

E4 = ..... cm

E5 = ..... cm

E6 = ..... cm

E7 = ..... cm

F1 = ..... cm

F2 = ..... cm

F3 = ..... cm

F4 = ..... cm

F5 = ..... cm

F6 = ..... cm

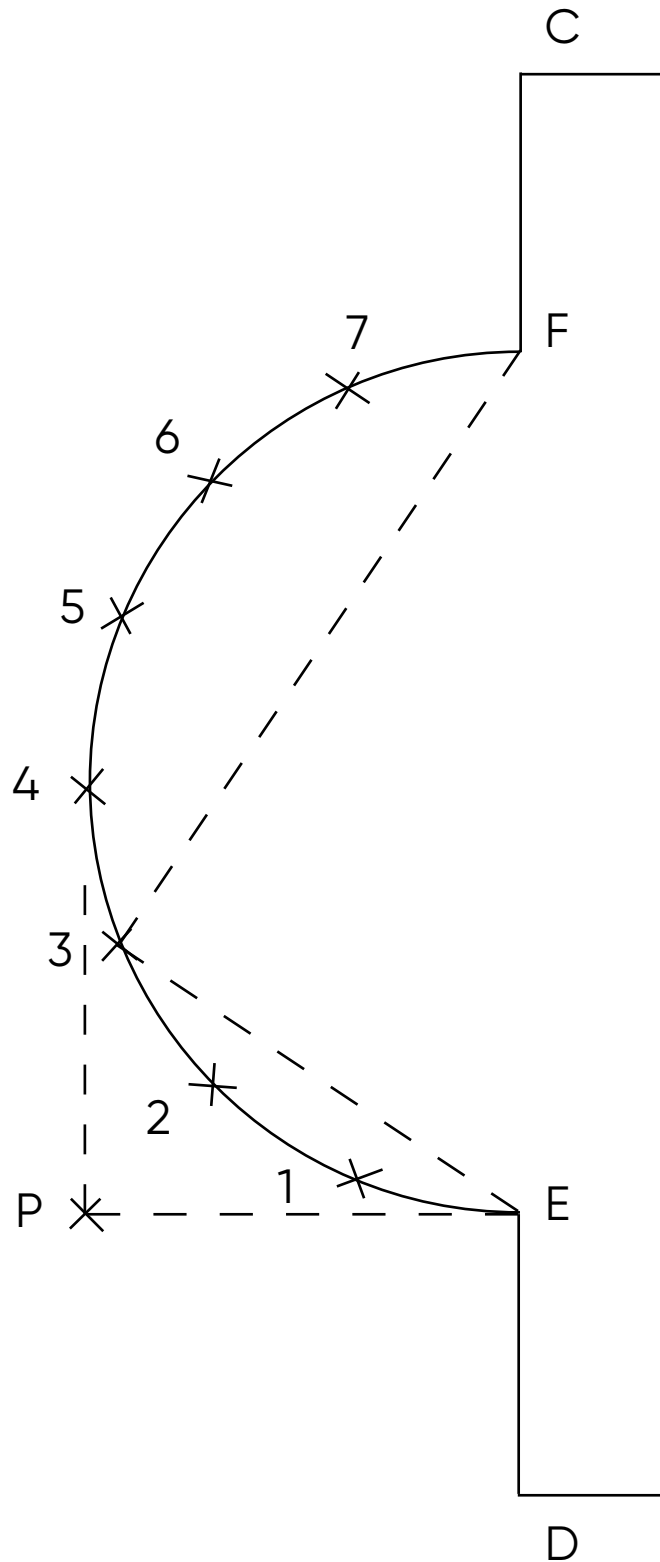
F7 = ..... cm

Corner radius C = .....cm

Corner radius D = .....cm

Corner radius E = .....cm

Corner radius F = .....cm



# TRUCK ACCESS CHECKING GUIDE

Company name:	Customer reference:
---------------	---------------------

**i** INFO

To allow us to deliver to you with maximum efficiency, please fill in this questionnaire carefully. We decline all liability in the event of the required delivery location being inaccessible due to the indications you have provided. Any new deliveries will be invoiced to you. Thank you for your understanding.



**ORDERED EQUIPMENT**

Automatic slatted cover   
  Bar cover   
  Bubble cover (over 4.50 m)   
  Pool kits solutions/above-ground pools

**ROAD SIGNAGE LEADING TO THE REQUESTED DELIVERY POINT**



Have you already seen this type of road sign on the road that leads to the requested delivery point?

Yes If so, please indicate which ones: .....  
 No

**ACCESS TO THE REQUESTED DELIVERY POINT: TYPES OF VEHICLE LIKELY TO HAVE ACCESS**

Below are different vehicle types. Indicate which types are likely to be able to pass in front of the requested delivery location.

 Tractor + trailer (38 tonnes): <input type="checkbox"/> Yes <input type="checkbox"/> No	 Semi-trailer (38 tonnes): <input type="checkbox"/> Yes <input type="checkbox"/> No	 Small carrier (19 tonnes): <input type="checkbox"/> Yes <input type="checkbox"/> No	 Small truck (6 tonnes): <input type="checkbox"/> Yes <input type="checkbox"/> No
 Garbage trucks: <input type="checkbox"/> Yes <input type="checkbox"/> No	 Concrete mixer trucks: <input type="checkbox"/> Yes <input type="checkbox"/> No	 Fuel delivery trucks: <input type="checkbox"/> Yes <input type="checkbox"/> No	 Small van: <input type="checkbox"/> Yes <input type="checkbox"/> No

**TRUCK CLEARANCES: DETAILS**

Be careful of the truck clearance: Is the delivery address subject to one of the below situations ?

 Electric cables: <input type="checkbox"/> Yes <input type="checkbox"/> No	 Low branches: <input type="checkbox"/> Yes <input type="checkbox"/> No	 Corners of roads: <input type="checkbox"/> Yes <input type="checkbox"/> No
---	--	--

**OTHER INDICATIONS, PLEASE DESCRIBE**

Customer N°: .....	Customer reference: .....	Order form date: .....
--------------------	---------------------------	------------------------

<p><b>Company contact details:</b></p> <p>Surname: .....</p> <p>Postcode: ..... Town/City: ..... Country .....</p> <p>Phone: .....</p> <p>E-mail: .....</p> <p>Contact in case of missing measurements: .....</p>	<p><b>Delivery address:</b></p> <p>Name: .....</p> <p>Address: .....</p> <p>Postcode: ..... Town/City: ..... Country .....</p> <p>Phone (person to contact) .....</p> <p><input type="checkbox"/> Pick up at DEL Brécé factory (35530 Brécé, FRANCE)</p>
---	--

New pool       Existing pool: to avoid re-taking the measurements, please indicate the invoice n°, order n° or delivery document n° for the original cover: .....

Caution, Ivernea and Ivernea covers are not compatible with a solar PVC slat cover.

**SLATS**

In-ground (decking above water)     In-ground (decking under water)     Above-ground (without covering)     Above-ground (with covering)

**MODEL / COLOUR**

**Ivernea:**

Green     Blue     Beige     Grey

**Ivernea plus:**

Ivernea Plus

**POOL DIMENSIONS**  
(for in-ground covers, indicate the size excluding the pit)

Length: ..... cm

Width: ..... cm

**Diagonals**

Diagonal AC = ..... cm

Diagonal BD = ..... cm

Diagonals taken at sharp corners. 

**CORNER RADIUS**

A = ..... cm

B = ..... cm

C = ..... cm

D = ..... cm

**STAIRS**

Yes       No

**SHAPE:**

Square       Roman

Indicate the stair position:

On the AB width       On the CD width

Along the AD length       Along the BC length

**FILTRATION BLOCK / CUT**

Yes (supply a drawing)     No

**FITTINGS**

Bungee-clip

**OPTION**

Extra Bungee-clip(s): recommended for windy areas.

