



 <b>SPEEDY Slatted Cover</b>	<b>Speedy fabrication required:</b> <input type="checkbox"/> Yes <input type="checkbox"/> No	FROM NOVEMBER TO MARCH <b>D+5</b>	APRIL <b>D+6</b>	FROM MAY TO AUGUST <b>D+7</b>	SEPTEMBER, OCTOBER <b>D+6</b>
---	---	--------------------------------------	---------------------	----------------------------------	----------------------------------

Customer N°: .....	Customer reference: .....	Order form date: .....
--------------------	---------------------------	------------------------

<b>Company contact details:</b> Surname: ..... Postcode: ..... Town/City: ..... Country: ..... Phone: ..... E-mail: ..... Contact in case of missing measurements: ..... ..... .....	<b>Delivery address:</b> Name: ..... Address: ..... Postcode: ..... Town/City: ..... Country: ..... Access: <input type="checkbox"/> Semi-trailer <input type="checkbox"/> Carrier Other: ..... Fill in the truck access checking guide on p. 367. <input type="checkbox"/> Pick up at DEL Brécé factory (35530 Brécé, FRANCE)
---	--

☐ New build pool ☐ Existing pool: In order to avoid taking again measurements of the pool, please indicate the invoice number, order number or reference of the original cover made: .....

	
<b>VERSIONS</b>	
<input type="checkbox"/> Electric <input type="checkbox"/> Solar	
<b>END-STAND COLOUR</b>	
<input type="checkbox"/> Ice white <input type="checkbox"/> Champagne grey <input type="checkbox"/> RAL on request: .....	
<b>DISK COLOUR</b>	
<input type="checkbox"/> Blue <input type="checkbox"/> Aniseed green <input type="checkbox"/> Black <input type="checkbox"/> White <input type="checkbox"/> Concrete grey <input type="checkbox"/> Wood <input type="checkbox"/> Champagne grey <input type="checkbox"/> RAL on request: .....	
 <b>INFO</b> RAL on request: standard lead time + 3 weeks	
<b>CONTROLS</b>	
<input type="checkbox"/> Wi-Key <input type="checkbox"/> Key switch	
<b>CLOSING CONTROLS</b>	
<input type="checkbox"/> Maintain contact (default choice) <input type="checkbox"/> Impulse on	
<b>OPTIONS</b>	
<b>"Stop salt" control box</b> (only for the electric version) <input type="checkbox"/> Yes <input type="checkbox"/> No <b>Automatic stop</b> <input type="checkbox"/> Yes <input type="checkbox"/> No <b>Wall mounting</b> (1 end-stand on motor side, 1 wall mount on free side) <input type="checkbox"/> Yes <input type="checkbox"/> No <b>Extra Wi-Key emitter</b> <input type="checkbox"/> Yes <input type="checkbox"/> No If so, indicate the quantity (max. 3): .....	
<b>SLATS</b>	
<b>Opaque PVC 69 slats</b> <input type="checkbox"/> White <input type="checkbox"/> Beige <input type="checkbox"/> Grey <input type="checkbox"/> Blue*	
<b>Solar polycarbonate slats</b> <input type="checkbox"/> Crystal black <input type="checkbox"/> Silver <input type="checkbox"/> Crystal blue* <input type="checkbox"/> Crystal* <input type="checkbox"/> Crystal brown* <input type="checkbox"/> Crystal green* (Polycarbonate slats are not compatible with bromine treatments) <input type="radio"/> Leave one slat out of three without endcap to ease the sliding of the slats: <input type="radio"/> AD Side <input type="radio"/> BC side By default all the endcaps will be fitted.	
*Additional lead time.	
<b>STAIRS OR SLAT CUT-OUT</b>	
<input type="checkbox"/> Roman stair <input type="checkbox"/> Square stair <input type="checkbox"/> Trapezoid stair <input type="checkbox"/> Slat cut-out (attach a plan)	
<b>LOCKING KITS</b>	
<input type="checkbox"/> <b>Pushlock</b> <input type="radio"/> White <input type="radio"/> Beige <input type="radio"/> Grey <input type="radio"/> Dark grey <input type="radio"/> Blue <input type="radio"/> Argile green <input type="checkbox"/> <b>Quicklock + Tool</b> <input type="radio"/> White <input type="radio"/> Beige <input type="radio"/> Grey <input type="checkbox"/> <b>White straplock kit</b> <input type="radio"/> Concrete coping anchors <input type="radio"/> Wood coping anchors	<b>Fittings:</b> <input type="checkbox"/> Insert mount <input type="checkbox"/> Surface mount <input type="checkbox"/> Hanging mount <input type="checkbox"/> High hanging mount (Pushlock only)
<b>WINTER SHIFT / PROTECTIVE COVERING</b>	
<b>Ivernea:</b> <input type="checkbox"/> Yes <b>Fill in the order form on p. 397.</b> <input type="checkbox"/> No <b>Ivernea plus:</b> <input type="checkbox"/> Yes <b>Fill in the order form on p. 397.</b> <input type="checkbox"/> No	

Customer N°:	Customer reference:	Order form date:	Company:
--------------	---------------------	------------------	----------

<b>POOL TYPE</b>	
<input type="checkbox"/> Polyester shell - Brand: ..... - Model: ..... <input type="checkbox"/> Concrete <input type="checkbox"/> Resin <input type="checkbox"/> Wood <input type="checkbox"/> Polystyrene block <input type="checkbox"/> Metal	
<b>WATERTIGHTNESS</b>	
<input type="checkbox"/> Liner <input type="checkbox"/> On-site lining <input type="checkbox"/> Tiles <input type="checkbox"/> Coated <input type="checkbox"/> Other: .....	
<b>POOL</b>	
<b>Diagonals</b> Diagonal AC = ..... cm Diagonal BD = ..... cm	
<b>Overflow</b> <input type="checkbox"/> Yes (by default 1 every 4 m on each length) on <input type="radio"/> AB <input type="radio"/> BC <input type="radio"/> CD <input type="radio"/> AD <input type="checkbox"/> No <input type="radio"/> Infinity control box (we recommend the Pushlock hanging mount kits)	
<b>INFO</b> For an overflow pool, the hanging mount kits will be delivered in raw stainless-steel.	
<b>Coping overhang</b> ..... cm	

**skimmer** : Indicate the exact skimmer positions.

**locking kit** : Indicate the positions of the locking kits that have already been installed.

To comply with the French NF P90-308 safety standard, the locking kits must be installed in accordance with our recommendations in the technical instructions leaflet. The positioning of the locking kits will be determined by CF Group according to the configuration of your pool. A detailed plan will be sent to you when your cover is delivered.

<b>ADDITIONAL INDICATIONS IF REQUIRED</b>

DISTANCE BETWEEN END-STANDS	
Pool width	Max. distance between end-stands
3 m	3.35 m
3.50 m	3.85 m
4 m	4.35 m
4.50 m	4.85 m
5 m	5.35 m

## INTERIOR POOL DIMENSIONS TO BE TAKEN AT THE WATER LINE AFTER WATERTIGHTNESS HAS BEEN MADE

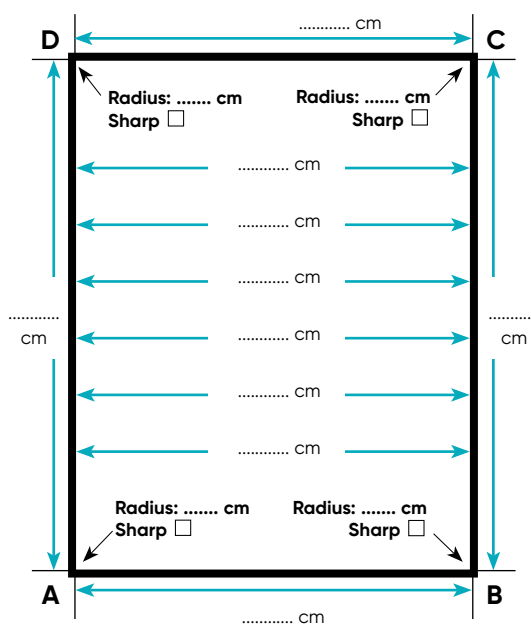
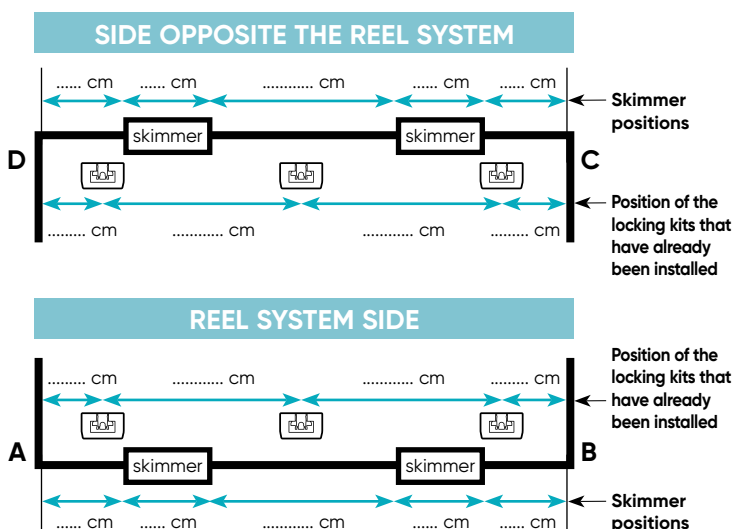
### Skimmer thickness

☐ Flush    ☐ Proud of ..... cm

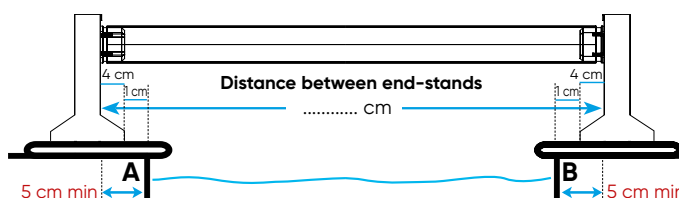
Skimmers on the widths indicate them on the drawing

Skimmers on the lengths: ☐ BC    ☐ AD

Stairs (see p. 364).



**TUBE / REEL SYSTEM SIDE = AB**



Min. distance between end-stands = pool width [AB] + 10 cm

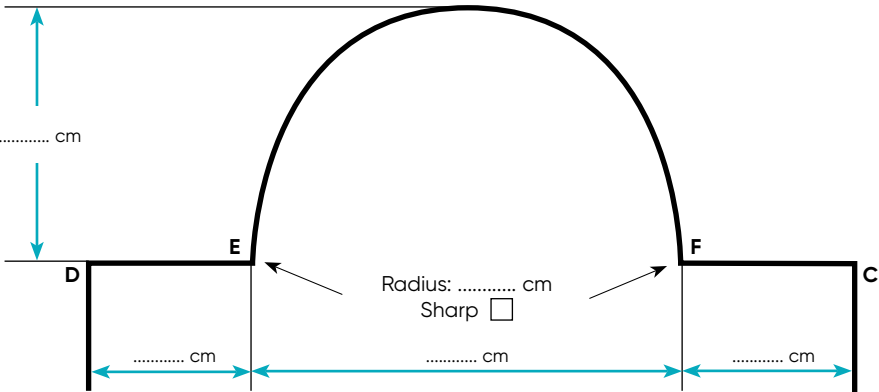
Customer N°:	Customer reference:	Order form date:	Company:
--------------	---------------------	------------------	----------

: Indicate the exact skimmer positions

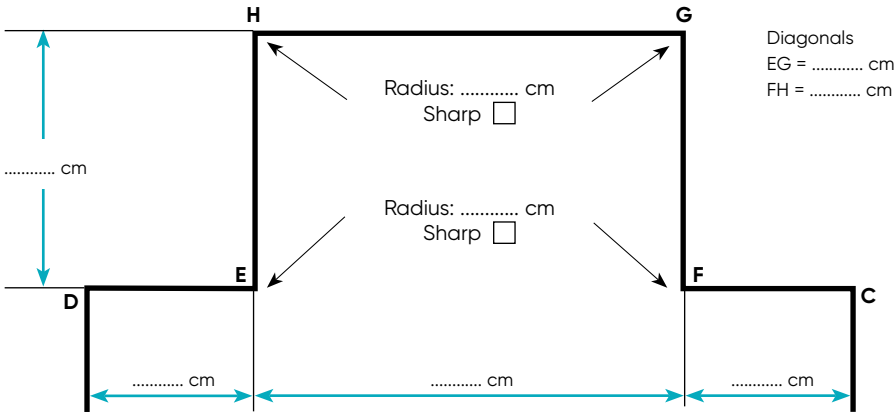
: Indicate the position of the locking kits that have already been installed

ROMAN STAIR

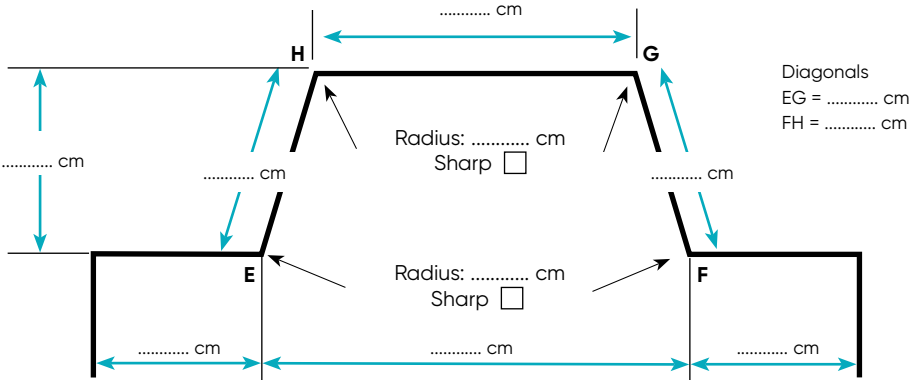
We recommend the use of the measurement-taking order triangulation for.  
See order form on p. 167.



SQUARE STAIR



TRAPEZOID STAIR



# SLATTED COVER TRIANGULATION DRAWING

Customer N°:	Customer reference:	Order form date:	Company:
--------------	---------------------	------------------	----------

CD = .....cm

EF = .....cm

CF = .....cm

ED = .....cm

EP = .....cm

E1 = .....cm

E2 = .....cm

E3 = .....cm

E4 = .....cm

E5 = .....cm

E6 = .....cm

E7 = .....cm

F1 = .....cm

F2 = .....cm

F3 = .....cm

F4 = .....cm

F5 = .....cm

F6 = .....cm

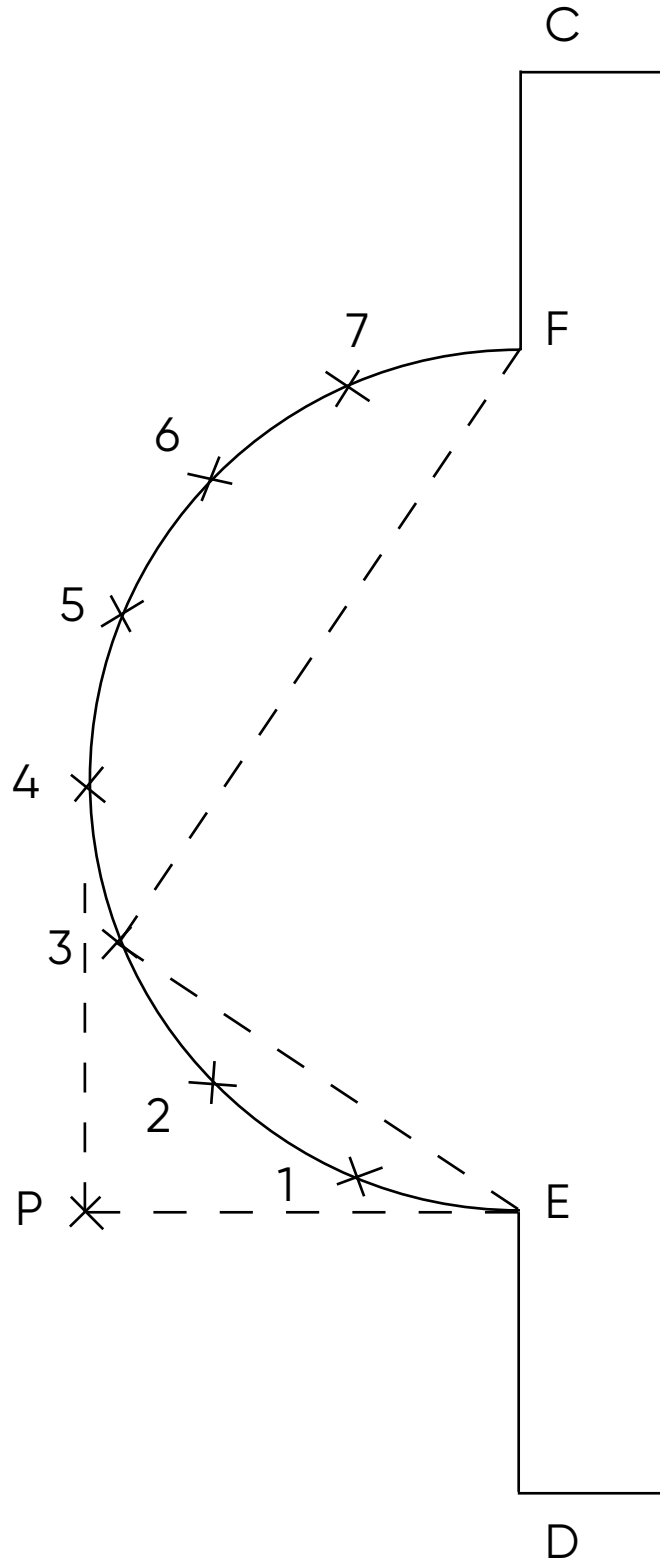
F7 = .....cm

Corner radius C = .....cm

Corner radius D = .....cm

Corner radius E = .....cm

Corner radius F = .....cm



# TRUCK ACCESS CHECKING GUIDE

Company name:

Customer reference:

## INFO

To allow us to deliver to you with maximum efficiency, please fill in this questionnaire carefully. We decline all liability in the event of the required delivery location being inaccessible due to the indications you have provided. Any new deliveries will be invoiced to you. Thank you for your understanding.



### ORDERED EQUIPMENT

☐ Automatic slatted cover    ☐ Bar cover    ☐ Bubble cover (over 4.50 m)    ☐ Pool kits solutions/above-ground pools

### ROAD SIGNAGE LEADING TO THE REQUESTED DELIVERY POINT



3.5 T

Have you already seen this type of road sign on the road that leads to the requested delivery point?

☐ Yes If so, please indicate which ones: .....

☐ No

### ACCESS TO THE REQUESTED DELIVERY POINT: TYPES OF VEHICLE LIKELY TO HAVE ACCESS

Below are different vehicle types. Indicate which types are likely to be able to pass in front of the requested delivery location.



Tractor + trailer (38 tonnes):

☐ Yes    ☐ No



Semi-trailer (38 tonnes):

☐ Yes    ☐ No



Small carrier (19 tonnes):

☐ Yes    ☐ No



Small truck (6 tonnes):

☐ Yes    ☐ No



Garbage trucks:

☐ Yes    ☐ No



Concrete mixer trucks:

☐ Yes    ☐ No



Fuel delivery trucks:

☐ Yes    ☐ No

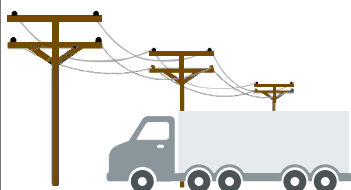


Small van:

☐ Yes    ☐ No

### TRUCK CLEARANCES: DETAILS

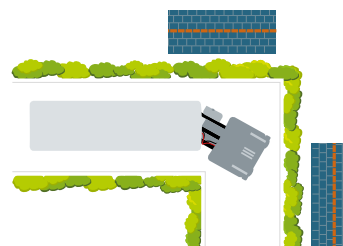
Be careful of the truck clearance: Is the delivery address subject to one of the below situations ?



Electric cables: ☐ Yes    ☐ No



Low branches: ☐ Yes    ☐ No



Corners of roads: ☐ Yes    ☐ No

### OTHER INDICATIONS, PLEASE DESCRIBE

## IVERNEA / IVERNEA PLUS WINTER/PROTECTION COVER

Customer N°: .....	Customer reference: .....	Order form date: .....
--------------------	---------------------------	------------------------

<b>Company contact details:</b> Surname: ..... Postcode: ..... Town/City: ..... Country: ..... Phone: ..... E-mail: ..... Contact in case of missing measurements: .....	<b>Delivery address:</b> Name: ..... Address: ..... Postcode: ..... Town/City: ..... Country: ..... Phone (person to contact) ..... <input type="checkbox"/> Pick up at DEL Brécé factory (35530 Brécé, FRANCE)
---	--

☐ New pool      ☐ Existing pool: to avoid re-taking the measurements, please indicate the invoice n°, order n° or delivery document n° for the original cover: .....

Caution, Ivernea and Ivernea covers are not compatible with a solar PVC slat cover.

**SLATS**

☐ In-ground (decking above water)    ☐ In-ground (decking under water)    ☐ Above-ground (without covering)    ☐ Above-ground (with covering)

**MODEL / COLOUR****Ivernea:**

☐ Green    ☐ Blue    ☐ Beige    ☐ Grey

**Ivernea plus:**

☐ Ivernea Plus

**POOL DIMENSIONS**

(for in-ground covers, indicate the size excluding the pit)

Length: ..... cm

Width: ..... cm

**Diagonals**

Diagonal AC = ..... cm

Diagonal BD = ..... cm

Diagonals taken at sharp corners.

**CORNER RADIUS**

A = ..... cm

B = ..... cm

C = ..... cm

D = ..... cm

**STAIRS**

☐ Yes      ☐ No

**SHAPE:**

☐ Square      ☐ Roman

Indicate the stair position:

☐ On the AB width      ☐ On the CD width

☐ Along the AD length    ☐ Along the BC length

**FILTRATION BLOCK / CUT**

☐ Yes (supply a drawing)    ☐ No

**FITTINGS**

Bungee-clip

**OPTION**

☐ Extra Bungee-clip(s):  
recommended for windy areas.

