




Customer N°: .....	Customer reference: .....	Order form date: .....
--------------------	---------------------------	------------------------

<b>Company contact details:</b> Surname: ..... Postcode: ..... Town/City: ..... Country ..... Phone: ..... E-mail: ..... Contact in case of missing measurements: ..... ..... .....	<b>Delivery address:</b> Name: ..... Address: ..... Postcode: ..... Town/City: ..... Country ..... Access: <input type="checkbox"/> Semi-trailer <input type="checkbox"/> Carrier Other: ..... Fill in the truck access checking guide on p. 367. <input type="checkbox"/> Pick up at DEL Brécé factory (35530 Brécé, FRANCE)
--	---


- New build pool     Existing pool: In order to avoid taking again measurements of the pool, please indicate the invoice number, order number or reference of the original cover made: .....

<b>DEL</b> 	
<b>VERSIONS</b>	
<input type="checkbox"/> Manual <input type="checkbox"/> Electric <input type="checkbox"/> Solar	
<b>END-STAND COLOUR (by default, they will be white)</b>	
<input type="checkbox"/> Beige RAL 1015 <input type="checkbox"/> Grey RAL 7040 <input type="checkbox"/> Dark green RAL 6005	 <b>INFO</b> For all these colours: 10 days extra lead time
<input type="checkbox"/> Dark grey RAL 7016 <input type="checkbox"/> Black RAL 9005	
<b>CLOSING CONTROLS</b>	
<input type="checkbox"/> Maintain contact (default choice) <input type="checkbox"/> Impulse on	
<b>OPTIONS</b>	
<b>LivePool</b> (only for the electric version)	<input type="checkbox"/> Yes <input type="checkbox"/> No
<b>Wall mounting</b>	<input type="checkbox"/> Yes <input type="checkbox"/> No
<b>"Stop salt" control box</b> (only for the electric version)	<input type="checkbox"/> Yes <input type="checkbox"/> No
<b>SLATS</b>	
<b>Opaque PVC 69 slats</b>	
<input type="checkbox"/> White <input type="checkbox"/> Beige <input type="checkbox"/> Grey <input type="checkbox"/> Blue*	
<b>Solar polycarbonate slats</b>	
<input type="checkbox"/> Crystal black <input type="checkbox"/> Silver <input type="checkbox"/> Crystal blue* <input type="checkbox"/> Crystal* <input type="checkbox"/> Crystal brown* <input type="checkbox"/> Crystal green*	
(Polycarbonate slats are not compatible with bromine treatments)	
<input type="radio"/> Leave one slat out of three without endcap to ease the sliding of the slats: <input type="radio"/> AD Side <input type="radio"/> BC side	
By default all the endcaps will be fitted.	
Additional lead time for slats over 6 m long. *Additional lead time.	
<b>STAIRS OR SLAT CUT-OUT</b>	
<input type="checkbox"/> Roman stair <input type="checkbox"/> Square stair <input type="checkbox"/> Trapezoid stair <input type="checkbox"/> Slat cut-out (attach a plan)	
<b>LOCKING KITS</b>	
<input type="checkbox"/> <b>Pushlock</b>	<b>Fittings:</b>
<input type="radio"/> White <input type="radio"/> Beige <input type="radio"/> Grey <input type="radio"/> Dark grey <input type="radio"/> Blue <input type="radio"/> Argile green	
<input type="checkbox"/> <b>Quicklock + Tool</b>	
<input type="radio"/> White <input type="radio"/> Beige <input type="radio"/> Grey	
<input type="checkbox"/> <b>White straplock kit</b>	
<input type="radio"/> Concrete coping anchors <input type="radio"/> Wood coping anchors	
<b>WINTER SHIFT / PROTECTIVE COVERING</b>	
<b>Ivernea:</b> <input type="checkbox"/> Yes <b>Fill in the order form on p. 397.</b> <input type="checkbox"/> No	
<b>Ivernea plus:</b> <input type="checkbox"/> Yes <b>Fill in the order form on p. 397.</b> <input type="checkbox"/> No	

Customer N°:	Customer reference:	Order form date:	Company:
--------------	---------------------	------------------	----------

POOL TYPE	
<input type="checkbox"/> Polyester shell	<input type="checkbox"/> Azteck
- Brand: .....	
- Model: .....	
<input type="checkbox"/> Concrete	<input type="checkbox"/> Resin
<input type="checkbox"/> Polystyrene block	<input type="checkbox"/> Wood
<input type="checkbox"/> Metal	
WATERTIGHTNESS	
<input type="checkbox"/> Liner	<input type="checkbox"/> On-site lining
<input type="checkbox"/> Tiles	<input type="checkbox"/> Coated
<input type="checkbox"/> Other: .....	
POOL	
Diagonals	
Diagonal AC = .....	
Diagonal BD = .....	
Overflow	
<input type="checkbox"/> Yes (by default 1 every 4 m on each length) on <input type="radio"/> AB <input type="radio"/> BC <input type="radio"/> CD <input type="radio"/> AD	
<input type="checkbox"/> No	
<input type="radio"/> Infinity control box (we recommend the Pushlock hanging mount kits)	
INFO	
For an overflow pool, the hanging mount kits will be delivered in raw stainless-steel.	
Coping overhang	
..... cm	

**skimmer** : Indicate the exact skimmer positions.

 : Indicate the positions of the locking kits that have already been installed.

To comply with the French NF P90-308 safety standard, the locking kits must be installed in accordance with our recommendations in the technical instructions leaflet. The positioning of the locking kits will be determined by CF Group according to the configuration of your pool. A detailed plan will be sent to you when your cover is delivered.

ADDITIONAL INDICATIONS IF REQUIRED

**MEASUREMENT BETWEEN END-STANDS**

Pool width	Version	Max. measurement between wheel H32 - H37
3 m	Manual, electric or solar	3.35 m
3.50 m		3.85 m
4 m		4.35 m
4.50 m		4.85 m
5 m		5.35 m
6 m	Electric	6.25 m
7 m		7.25 m
8 m		8.20 m

**! INTERIOR POOL DIMENSIONS TO BE TAKEN AT THE WATER LINE AFTER WATERTIGHTNESS HAS BEEN MADE**

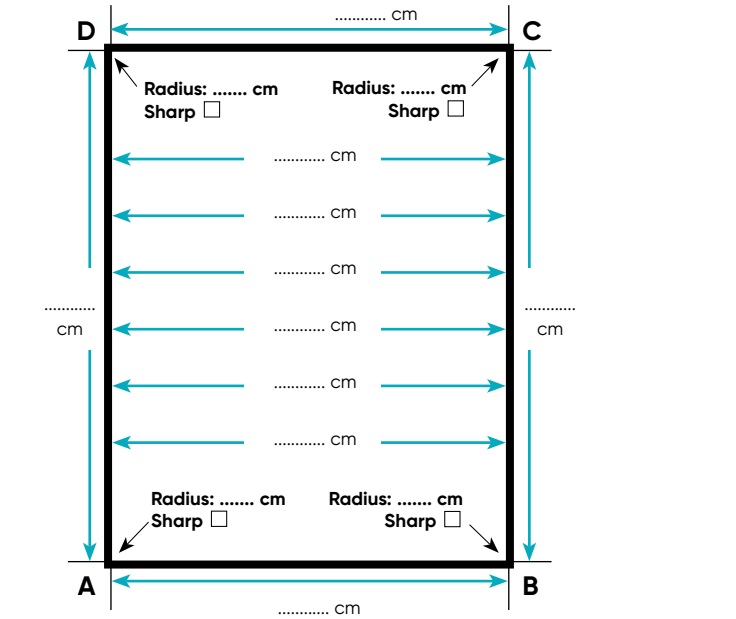
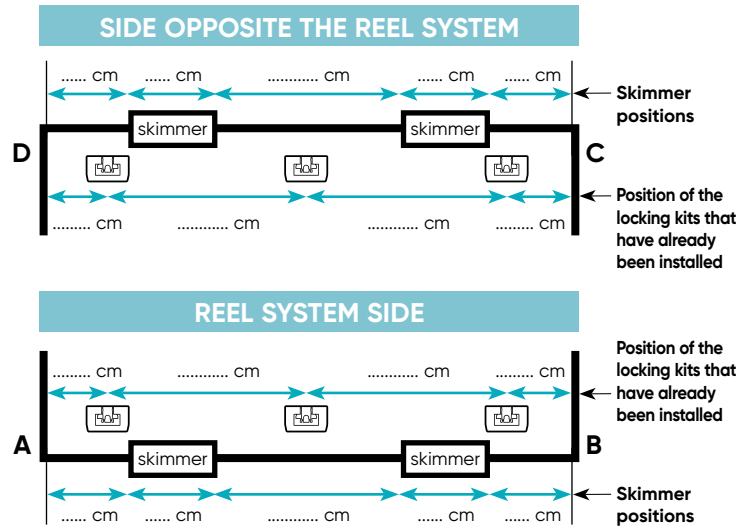
**Skimmer thickness**

Flush  Proud of ..... cm

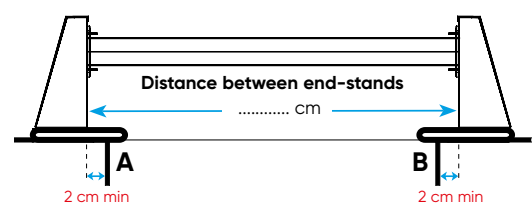
**Skimmers on the widths indicate them on the drawing**

**Skimmers on the lengths:**  BC  AD

Stairs (see p. 364).



**i TUBE / REEL SYSTEM SIDE = AB**



**Min. distance between end-stands = pool width [AB] + 4 cm**

# DRAWING FOR STAIR SLATTED COVER

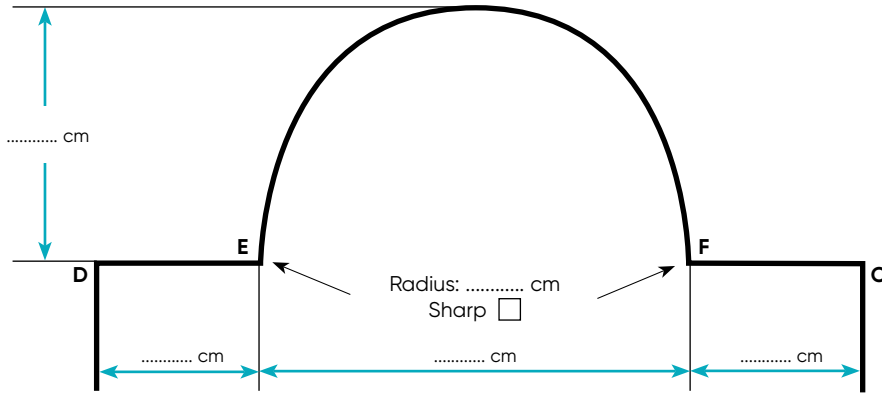
Customer N°:	Customer reference:	Order form date:	Company:
--------------	---------------------	------------------	----------

 : Indicate the exact skimmer positions

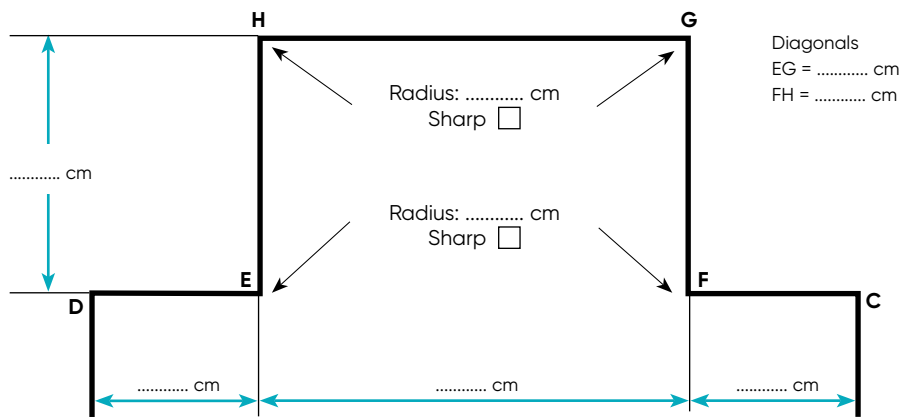
 : Indicate the position of the locking kits that have already been installed

## ROMAN STAIR

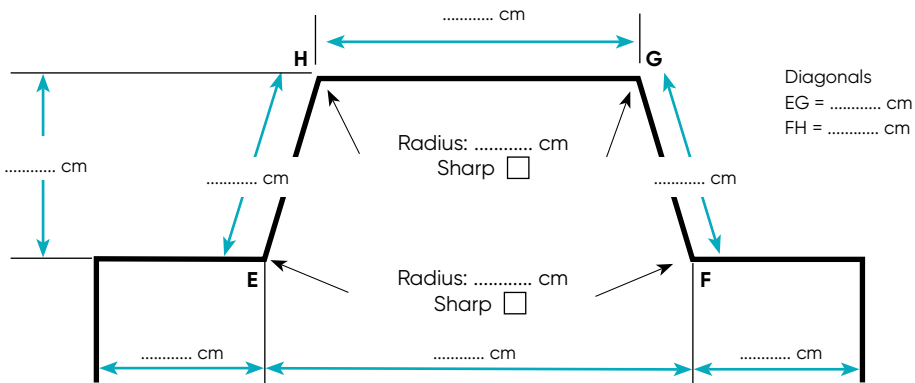
We recommend the use of the measurement-taking order triangulation for. See order form on p. 167.



## SQUARE STAIR



## TRAPEZOID STAIR



# SLATTED COVER TRIANGULATION DRAWING

Customer N°:	Customer reference:	Order form date:	Company:
--------------	---------------------	------------------	----------

CD = ..... cm

EF = ..... cm

CF = ..... cm

ED = ..... cm

EP = ..... cm

E1 = ..... cm

E2 = ..... cm

E3 = ..... cm

E4 = ..... cm

E5 = ..... cm

E6 = ..... cm

E7 = ..... cm

F1 = ..... cm

F2 = ..... cm

F3 = ..... cm

F4 = ..... cm

F5 = ..... cm

F6 = ..... cm

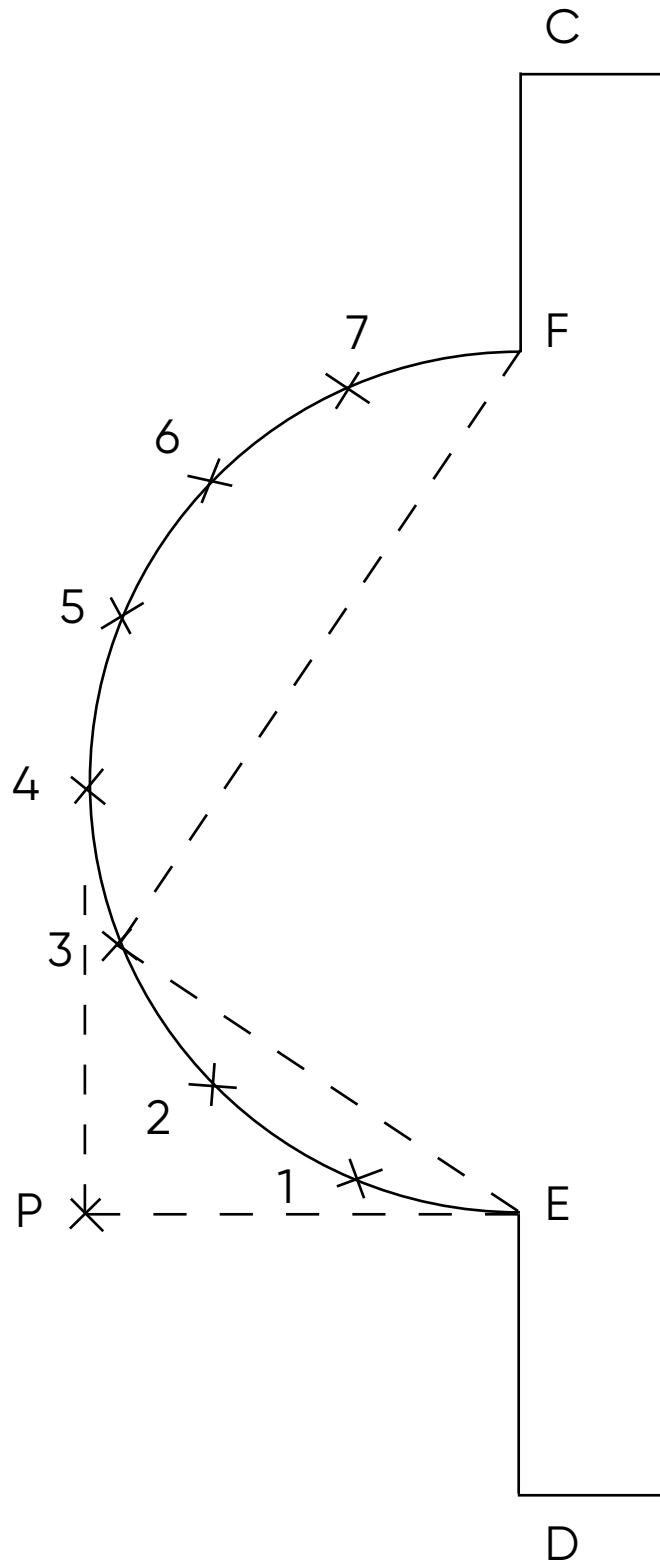
F7 = ..... cm

Corner radius C = .....cm

Corner radius D = .....cm

Corner radius E = .....cm

Corner radius F = .....cm



# TRUCK ACCESS CHECKING GUIDE

Company name:	Customer reference:
---------------	---------------------

**i** INFO

To allow us to deliver to you with maximum efficiency, please fill in this questionnaire carefully. We decline all liability in the event of the required delivery location being inaccessible due to the indications you have provided. Any new deliveries will be invoiced to you. Thank you for your understanding.



**ORDERED EQUIPMENT**

Automatic slatted cover   
  Bar cover   
  Bubble cover (over 4.50 m)   
  Pool kits solutions/above-ground pools

**ROAD SIGNAGE LEADING TO THE REQUESTED DELIVERY POINT**



Have you already seen this type of road sign on the road that leads to the requested delivery point?

Yes If so, please indicate which ones: .....  
 No

**ACCESS TO THE REQUESTED DELIVERY POINT: TYPES OF VEHICLE LIKELY TO HAVE ACCESS**

Below are different vehicle types. Indicate which types are likely to be able to pass in front of the requested delivery location.

 Tractor + trailer (38 tonnes): <input type="checkbox"/> Yes <input type="checkbox"/> No	 Semi-trailer (38 tonnes): <input type="checkbox"/> Yes <input type="checkbox"/> No	 Small carrier (19 tonnes): <input type="checkbox"/> Yes <input type="checkbox"/> No	 Small truck (6 tonnes): <input type="checkbox"/> Yes <input type="checkbox"/> No
 Garbage trucks: <input type="checkbox"/> Yes <input type="checkbox"/> No	 Concrete mixer trucks: <input type="checkbox"/> Yes <input type="checkbox"/> No	 Fuel delivery trucks: <input type="checkbox"/> Yes <input type="checkbox"/> No	 Small van: <input type="checkbox"/> Yes <input type="checkbox"/> No

**TRUCK CLEARANCES: DETAILS**

Be careful of the truck clearance: Is the delivery address subject to one of the below situations ?

 Electric cables: <input type="checkbox"/> Yes <input type="checkbox"/> No	 Low branches: <input type="checkbox"/> Yes <input type="checkbox"/> No	 Corners of roads: <input type="checkbox"/> Yes <input type="checkbox"/> No
---	--	--

**OTHER INDICATIONS, PLEASE DESCRIBE**

Customer N°: .....	Customer reference: .....	Order form date: .....
--------------------	---------------------------	------------------------

<p><b>Company contact details:</b></p> <p>Surname: .....</p> <p>Postcode: ..... Town/City: ..... Country: .....</p> <p>Phone: .....</p> <p>E-mail: .....</p> <p>Contact in case of missing measurements: .....</p>	<p><b>Delivery address:</b></p> <p>Name: .....</p> <p>Address: .....</p> <p>Postcode: ..... Town/City: ..... Country: .....</p> <p>Phone (person to contact) .....</p> <p><input type="checkbox"/> Pick up at DEL Brécé factory (35530 Brécé, FRANCE)</p>
--	---

New pool       Existing pool: to avoid re-taking the measurements, please indicate the invoice n°, order n° or delivery document n° for the original cover: .....

Caution, Ivernea and Ivernea covers are not compatible with a solar PVC slat cover.

**SLATS**

In-ground (decking above water)     In-ground (decking under water)     Above-ground (without covering)     Above-ground (with covering)

**MODEL / COLOUR**

**Ivernea:**

Green     Blue     Beige     Grey

**Ivernea plus:**

Ivernea Plus

**POOL DIMENSIONS**  
(for in-ground covers, indicate the size excluding the pit)

Length: ..... cm

Width: ..... cm

**Diagonals**

Diagonal AC = ..... cm

Diagonal BD = ..... cm

Diagonals taken at sharp corners. 

**CORNER RADIUS**

A = ..... cm

B = ..... cm

C = ..... cm

D = ..... cm

**STAIRS**

Yes       No

**SHAPE:**

Square       Roman

Indicate the stair position:

On the AB width       On the CD width

Along the AD length       Along the BC length

**FILTRATION BLOCK / CUT**

Yes (supply a drawing)     No

**FITTINGS**

Bungee-clip

**OPTION**

Extra Bungee-clip(s): recommended for windy areas.

