



SPEEDY

Slatted Cover

Speedy fabrication required:

 Yes No

FROM NOVEMBER TO MARCH

APRIL

FROM MAY TO AUGUST

SEPTEMBER, OCTOBER

D+5

D+6

D+7

D+6

Customer N°: Customer reference: Order form date:

Company contact details:

Surname:

Postcode: Town/City: Country

Phone:

E-mail:

Contact in case of missing measurements:

.....

.....

Delivery address:

Name:

Address:

Postcode: Town/City: Country

Access: Semi-trailer Carrier Other:

Fill in the truck access checking guide on p. 367.

 Pick up at DEL Brécé factory (35530 Brécé, FRANCE)
 New build pool Existing pool: In order to avoid taking again measurements of the pool, please indicate the invoice number, order number or reference of the original cover made:
**ROLLINSIDE**
 1 side 2 sides
WALL UNITS / SEALING KIT
 Yes **To be delivered:** With the cover Before the cover No (received)
MOTORISATION In dry pit Tubular motor - surface mount Tubular motor - insert mount: Concrete Thin wall without liner: Thickness 1 to ≤ 21 mm Thickness > 21 to 40 mm Thin wall with liner Polystyrene block**CONTROLS**
 Wi-Key Key switch Insert mount key switch (indoor use)
CLOSING CONTROLS
 Maintain contact (default choice) Impulse on
OPTIONS
15 m motor cable (for reel system tubular motor) Yes No

Extra motor cable (from 15 m): 15 + m

Corner edge for radiuses from 5 to 15 cm Yes No

Liner adapter kit Yes No

Liner protection (dry pit model only) Yes No

Wintering crank (dry pit model only) Yes No

6 pin connector (dry pit model only) Yes No

Extra Wi-Key emitter Yes No

If so, indicate the number (max. 3):

Remote Wi-Key receiver box Yes No

Earth-grounding: Yes No

 Ø 50 mm Yes No

 Ø 63 mm Yes No

Junction box Yes No

Junction box gel (Set of 2 cartridges) Yes No

Customer N°:	Customer reference:	Order form date:	Company:
--------------	---------------------	------------------	----------

DEPTH

<p>Rollinside 1 side (edge/decking distance); standard pit (82 cm):</p> <p><input type="checkbox"/> Non standard pit (attach the drawing for study)</p>	<p>Rollinside 2 sides (total pool depth):</p> <p><input type="checkbox"/> Non standard pit (attach the drawing for study)</p>
--	--

DECKING Yes No decking, beams only No decking, no beams

Wall units / Sealing kit for beams
 Insert mount **To be delivered:** With the cover Before the cover Already received
 Surface mount

Decking
 White PVC decking Beige PVC decking Grey PVC decking
 PVC decking to be covered Aluminium decking to be tiled
 Middle telescopic support :

ALUMINIUM DECKING TO BE TILED
 See recommendation table p. 341 from the export catalog 2023

! PVC decking only for 82 cm max. pit. For other pit dimensions consult us. For aluminium decking to be tiled only for Rollinside 1 side.

SLATS

In standard: Opaque PVC 84 slats

! Take PVC opaque 69 slats if your pool up to 5.05 m wide.

White Grey

Solar polycarbonate slats - 69 mm (not compatible with bromine treatment)
 Crystal black Silver Crystal blue* Crystal* Crystal brown* Crystal green*
 Leave one slat out of three without end cap to ease the sliding of the slats: AD side BC side
 By default, all endcaps will be installed. Additional lead time for slats over 6 m long. *Additional lead time

Opaque PVC 69 slats
 White Beige Grey Blue*
 Leave one slat out of three without end cap to ease the sliding of the slats: AD side BC side
 By default, all endcaps will be installed. Additional lead time for slats over 6 m long. *Additional lead time.

STAIRS OR SLAT CUT-OUT

Roman stair Square stair Trapezoid stair Slat cut-out (attach a plan)

LOCKING KITS

<p>Pushlock <input type="checkbox"/> White <input type="checkbox"/> Beige <input type="checkbox"/> Grey <input type="checkbox"/> Dark grey <input type="checkbox"/> Blue <input type="checkbox"/> Argile green</p>	<p>Fittings <input type="checkbox"/> Insert mount <input type="checkbox"/> Surface mount <input type="checkbox"/> Hanging mount <input type="checkbox"/> High hanging mount</p>
---	--

WINTER SHIFT / PROTECTIVE COVERING

Ivernea: Yes **Fill in the order form on p. 397.** No
Ivernea plus: Yes **Fill in the order form on p. 397.** No

Customer N°:	Customer reference:	Order form date:	Company:
--------------	---------------------	------------------	----------

POOL TYPE	
<input type="checkbox"/> Polyester shell - Brand: - Model: <input type="checkbox"/> Concrete <input type="checkbox"/> Resin <input type="checkbox"/> Wood <input type="checkbox"/> Polystyrene block <input type="checkbox"/> Metal	
WATERTIGHTNESS	
<input type="checkbox"/> Liner <input type="checkbox"/> On-site lining <input type="checkbox"/> Tiles <input type="checkbox"/> Coated <input type="checkbox"/> Other:	
POOL	
Diagonals Diagonal AC =cm Diagonal BD =cm	
Overflow <input type="checkbox"/> Yes (by default 1 every 4 m on each length) on <input type="radio"/> AB <input type="radio"/> BC <input type="radio"/> CD <input type="radio"/> AD <input type="checkbox"/> No <input type="radio"/> Infinity control box (we recommend the Pushlock hanging mount kits)	
INFO For an overflow pool, the hanging mount kits will be delivered in raw stainless-steel.	
Coping overhang cm	

skimmer : Indicate the exact skimmer positions.

: Indicate the positions of the locking kits that have already been installed.

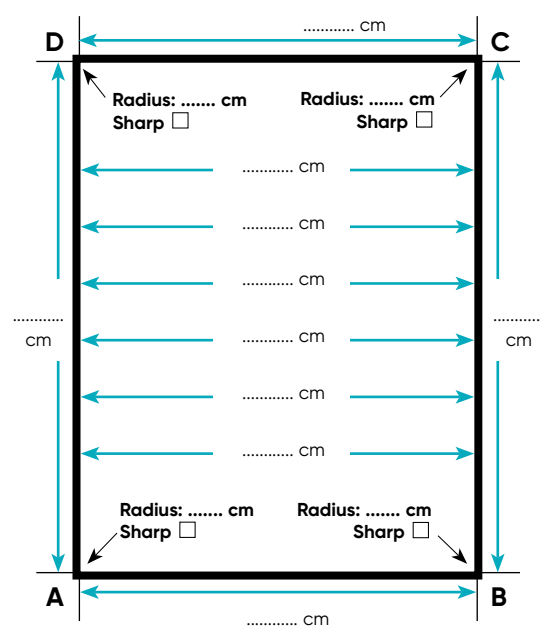
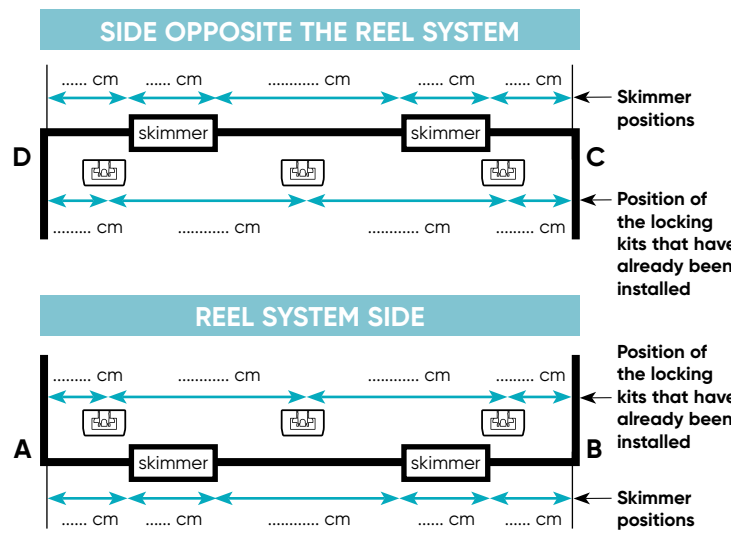
To comply with the French NF P90-308 safety standard, the locking kits must be installed in accordance with our recommendations in the technical instructions leaflet. The positioning of the locking kits will be determined by CF Group according to the configuration of your pool. A detailed plan will be sent to you when your cover is delivered.

ADDITIONAL INDICATIONS IF REQUIRED

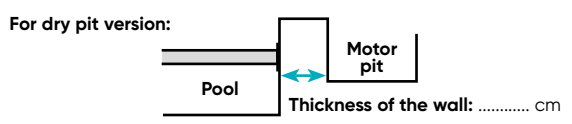
! INTERIOR POOL DIMENSIONS TO BE TAKEN AT THE WATER LINE AFTER WATERTIGHTNESS HAS BEEN MADE

Skimmer thickness
 Flush Proud of cm
Skimmers on the widths indicate them on the drawing
Skimmers on the lengths: BC AD

Stairs (see p. 364).



! TUBE / REEL SYSTEM SIDE = AB



DRAWING FOR STAIR SLATTED COVER

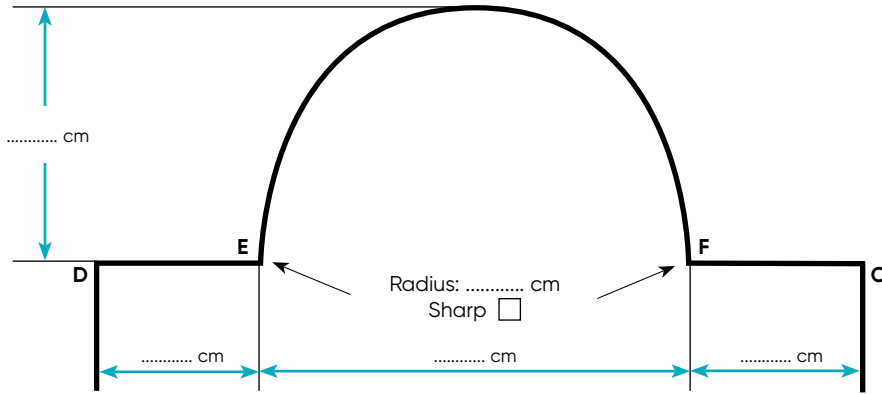
Customer N°:	Customer reference:	Order form date:	Company:
--------------	---------------------	------------------	----------

 : Indicate the exact skimmer positions

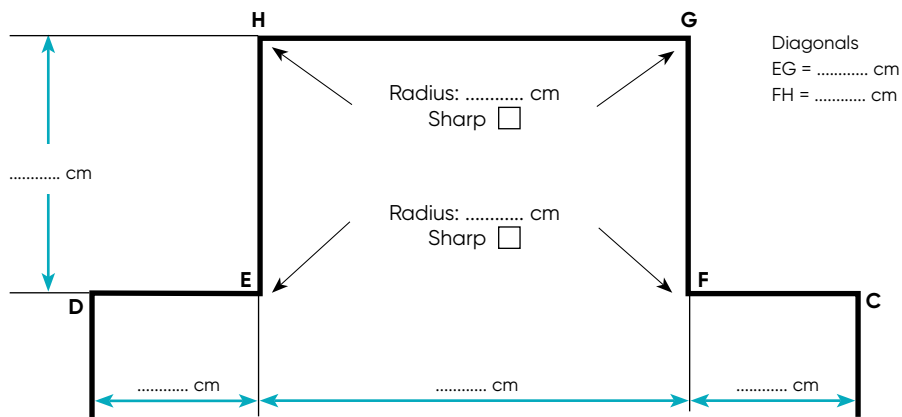
 : Indicate the position of the locking kits that have already been installed

ROMAN STAIR

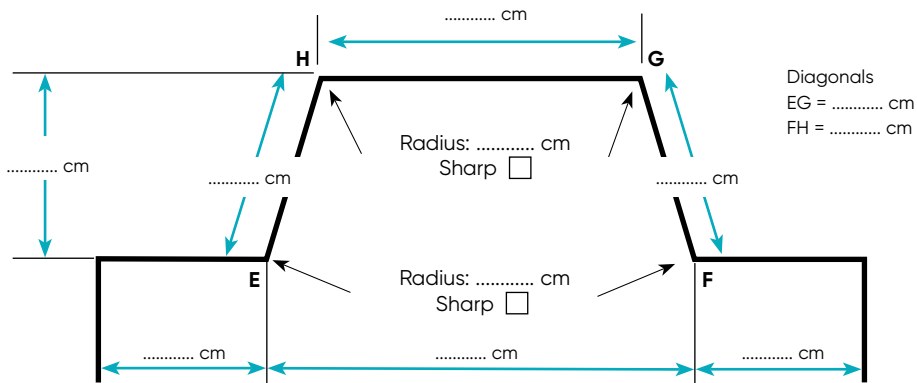
We recommend the use of the measurement-taking order triangulation for. See order form on p. 167.



SQUARE STAIR



TRAPEZOID STAIR



SLATTED COVER TRIANGULATION DRAWING

Customer N°:	Customer reference:	Order form date:	Company:
--------------	---------------------	------------------	----------

CD = cm

EF = cm

CF = cm

ED = cm

EP = cm

E1 = cm

E2 = cm

E3 = cm

E4 = cm

E5 = cm

E6 = cm

E7 = cm

F1 = cm

F2 = cm

F3 = cm

F4 = cm

F5 = cm

F6 = cm

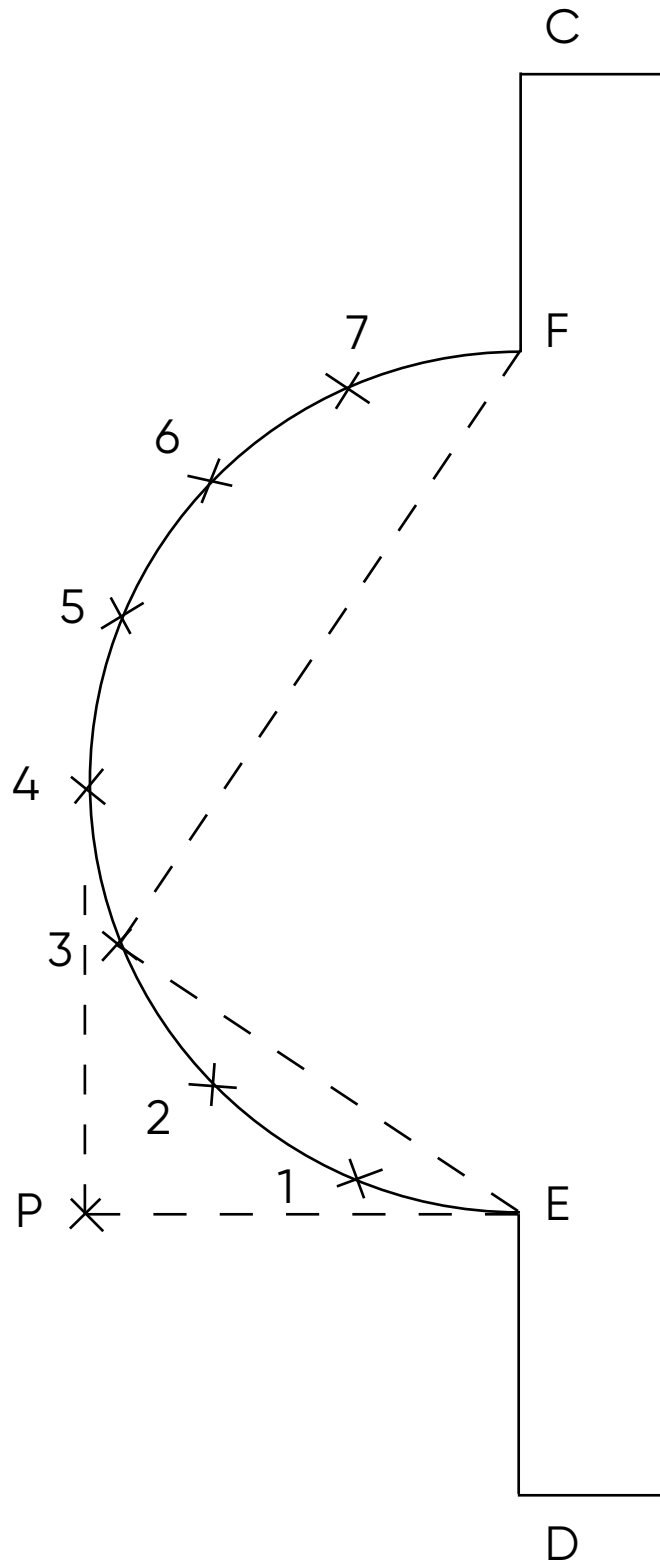
F7 = cm

Corner radius C =cm

Corner radius D =cm

Corner radius E =cm

Corner radius F =cm



TRUCK ACCESS CHECKING GUIDE

Company name:	Customer reference:
---------------	---------------------

i INFO

To allow us to deliver to you with maximum efficiency, please fill in this questionnaire carefully. We decline all liability in the event of the required delivery location being inaccessible due to the indications you have provided. Any new deliveries will be invoiced to you. Thank you for your understanding.



ORDERED EQUIPMENT

Automatic slatted cover
 Bar cover
 Bubble cover (over 4.50 m)
 Pool kits solutions/above-ground pools

ROAD SIGNAGE LEADING TO THE REQUESTED DELIVERY POINT

Have you already seen this type of road sign on the road that leads to the requested delivery point?

Yes If so, please indicate which ones:
 No

ACCESS TO THE REQUESTED DELIVERY POINT: TYPES OF VEHICLE LIKELY TO HAVE ACCESS

Below are different vehicle types. Indicate which types are likely to be able to pass in front of the requested delivery location.

 Tractor + trailer (38 tonnes): <input type="checkbox"/> Yes <input type="checkbox"/> No	 Semi-trailer (38 tonnes): <input type="checkbox"/> Yes <input type="checkbox"/> No	 Small carrier (19 tonnes): <input type="checkbox"/> Yes <input type="checkbox"/> No	 Small truck (6 tonnes): <input type="checkbox"/> Yes <input type="checkbox"/> No
 Garbage trucks: <input type="checkbox"/> Yes <input type="checkbox"/> No	 Concrete mixer trucks: <input type="checkbox"/> Yes <input type="checkbox"/> No	 Fuel delivery trucks: <input type="checkbox"/> Yes <input type="checkbox"/> No	 Small van: <input type="checkbox"/> Yes <input type="checkbox"/> No

TRUCK CLEARANCES: DETAILS

Be careful of the truck clearance: Is the delivery address subject to one of the below situations ?

 Electric cables: <input type="checkbox"/> Yes <input type="checkbox"/> No	 Low branches: <input type="checkbox"/> Yes <input type="checkbox"/> No	 Corners of roads: <input type="checkbox"/> Yes <input type="checkbox"/> No
---	--	--

OTHER INDICATIONS, PLEASE DESCRIBE

Customer N°:	Customer reference:	Order form date:
--------------------	---------------------------	------------------------

<p>Company contact details:</p> <p>Surname:</p> <p>Postcode: Town/City: Country:</p> <p>Phone:</p> <p>E-mail:</p> <p>Contact in case of missing measurements:</p>	<p>Delivery address:</p> <p>Name:</p> <p>Address:</p> <p>Postcode: Town/City: Country:</p> <p>Phone (person to contact)</p> <p><input type="checkbox"/> Pick up at DEL Brécé factory (35530 Brécé, FRANCE)</p>
--	---

New pool Existing pool: to avoid re-taking the measurements, please indicate the invoice n°, order n° or delivery document n° for the original cover:

Caution, Ivernea and Ivernea covers are not compatible with a solar PVC slat cover.

SLATS

In-ground (decking above water) In-ground (decking under water) Above-ground (without covering) Above-ground (with covering)

MODEL / COLOUR

Ivernea:

Green Blue Beige Grey

Ivernea plus:

Ivernea Plus

POOL DIMENSIONS
(for in-ground covers, indicate the size excluding the pit)

Length: cm

Width: cm

Diagonals

Diagonal AC = cm

Diagonal BD = cm

Diagonals taken at sharp corners. 

CORNER RADIUS

A = cm

B = cm

C = cm

D = cm

STAIRS

Yes No

SHAPE:

Square Roman

Indicate the stair position:

On the AB width On the CD width

Along the AD length Along the BC length

FILTRATION BLOCK / CUT

Yes (supply a drawing) No

FITTINGS

Bungee-clip

OPTION

Extra Bungee-clip(s): recommended for windy areas.

