



Speedy fabrication required:

Yes No

FROM NOVEMBER TO MARCH	APRIL	FROM MAY TO AUGUST	SEPTEMBER, OCTOBER
D+5	D+6	D+7	D+6

Customer N°: Customer reference: Order form date:


<p>Company contact details:</p> <p>Surname:</p> <p>Postcode: Town/City: Country</p> <p>Phone:</p> <p>E-mail:</p> <p>Contact in case of missing measurements:</p> <p>.....</p> <p>.....</p>	<p>Delivery address:</p> <p>Name:</p> <p>Address:</p> <p>Postcode: Town/City: Country</p> <p>Access: <input type="checkbox"/> Semi-trailer <input type="checkbox"/> Carrier Other:</p> <p>Fill in the truck access checking guide on p. 367.</p> <p><input type="checkbox"/> Pick up at DEL Brécé factory (35530 Brécé, FRANCE)</p>
---	--

New build pool Existing pool: In order to avoid taking again measurements of the pool, please indicate the invoice number, order number or reference of the original cover made:


VERSIONS	
<input type="checkbox"/> Electric <input type="checkbox"/> Solar	
END-STAND COLOUR	
<input type="checkbox"/> White <input type="checkbox"/> Black <input type="checkbox"/> Grey	
CONTROLS	
<input type="checkbox"/> Wi-Key <input type="checkbox"/> Key switch	
CLOSING CONTROLS	
<input type="checkbox"/> Maintain contact (default choice) <input type="checkbox"/> Impulse on	
OPTIONS	
Pool Sound (only for the electric version)	<input type="checkbox"/> Yes <input type="checkbox"/> No
"Stop salt" control box (only for the electric version)	<input type="checkbox"/> Yes <input type="checkbox"/> No
Automatic stop (only for the electric version)	<input type="checkbox"/> Yes <input type="checkbox"/> No
Wall mounting (1 end-stand on motor side, 1 wall mount on free side)	<input type="checkbox"/> Yes <input type="checkbox"/> No
Extra Wi-Key emitter	<input type="checkbox"/> Yes <input type="checkbox"/> No
If so, indicate the quantity (max. 3):	
SLATS	
Opaque PVC 69 slats	
<input type="checkbox"/> White <input type="checkbox"/> Beige <input type="checkbox"/> Grey <input type="checkbox"/> Blue*	
Solar polycarbonate slats	
<input type="checkbox"/> Crystal black <input type="checkbox"/> Silver <input type="checkbox"/> Crystal blue* <input type="checkbox"/> Crystal* <input type="checkbox"/> Crystal brown* <input type="checkbox"/> Crystal green*	
(Polycarbonate slats are not compatible with bromine treatments)	
<input type="radio"/> Leave one slat out of three without endcap to ease the sliding of the slats: <input type="radio"/> AD Side <input type="radio"/> BC side	
By default all the endcaps will be fitted.	
*Additional lead time.	
STAIRS OR SLAT CUT-OUT	
<input type="checkbox"/> Roman stair <input type="checkbox"/> Square stair <input type="checkbox"/> Trapezoid stair <input type="checkbox"/> Slat cut-out (attach a plan)	
LOCKING KITS	
<input type="checkbox"/> Pushlock <input type="radio"/> White <input type="radio"/> Beige <input type="radio"/> Grey <input type="radio"/> Dark grey <input type="radio"/> Blue <input type="radio"/> Argile green <input type="checkbox"/> Quicklock + Tool <input type="radio"/> White <input type="radio"/> Beige <input type="radio"/> Grey <input type="checkbox"/> White straplock kit <input type="radio"/> Concrete coping anchors <input type="radio"/> Wood coping anchors	Fittings: <input type="checkbox"/> Insert mount <input type="checkbox"/> Surface mount <input type="checkbox"/> Hanging mount <input type="checkbox"/> High hanging mount (Pushlock only)
WINTER SHIFT / PROTECTIVE COVERING	
Ivernea: <input type="checkbox"/> Yes Fill in the order form on p. 397. <input type="checkbox"/> No	
Ivernea plus: <input type="checkbox"/> Yes Fill in the order form on p. 397. <input type="checkbox"/> No	

TIXIT DRAWING

Customer N°:	Customer reference:	Order form date:	Company:
--------------	---------------------	------------------	----------

POOL TYPE	
<input type="checkbox"/> Polyester shell - Brand: - Model: <input type="checkbox"/> Concrete <input type="checkbox"/> Resin <input type="checkbox"/> Wood <input type="checkbox"/> Polystyrene block <input type="checkbox"/> Metal	
WATERTIGHTNESS	
<input type="checkbox"/> Liner <input type="checkbox"/> On-site lining <input type="checkbox"/> Tiles <input type="checkbox"/> Coated <input type="checkbox"/> Other:	
POOL	
Diagonals Diagonal AC = cm Diagonal BD = cm	
	
Overflow	
<input type="checkbox"/> Yes (by default 1 every 4 m on each length) on <input type="radio"/> AB <input type="radio"/> BC <input type="radio"/> CD <input type="radio"/> AD <input type="checkbox"/> No <input type="radio"/> Infinity control box (we recommend the Pushlock hanging mount kits)	
INFO	
For an overflow pool, the hanging mount kits will be delivered in raw stainless-steel.	
Coping overhang	
..... cm	

skimmer : Indicate the exact skimmer positions.

 : Indicate the positions of the locking kits that have already been installed.

To comply with the French NF P90-308 safety standard, the locking kits must be installed in accordance with our recommendations in the technical instructions leaflet. The positioning of the locking kits will be determined by CF Group according to the configuration of your pool. A detailed plan will be sent to you when your cover is delivered.

ADDITIONAL INDICATIONS IF REQUIRED

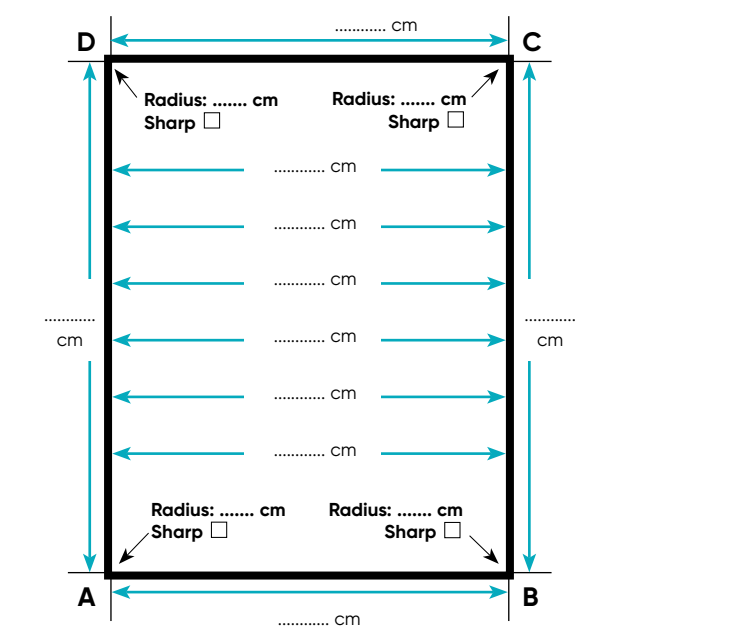
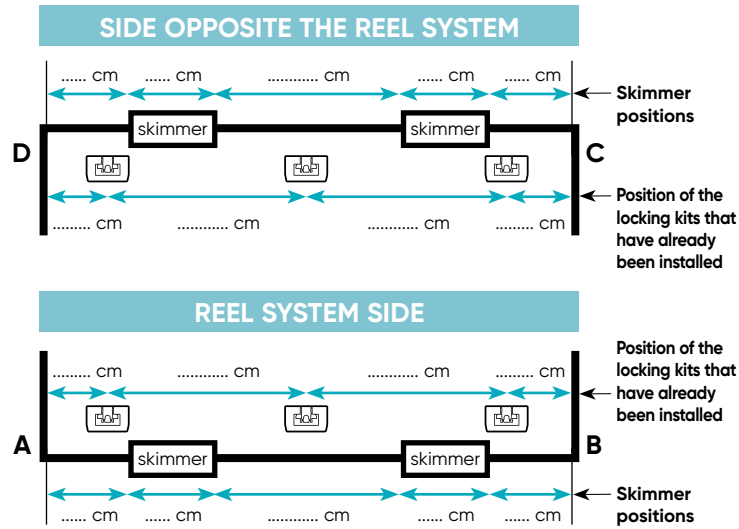
DISTANCE BETWEEN END-STANDS	
Pool width	Max. distance between end-stands
3 m	3.35 m
3.50 m	3.85 m
4 m	4.35 m
4.50 m	4.85 m
5 m	5.35 m

! INTERIOR POOL DIMENSIONS TO BE TAKEN AT THE WATER LINE AFTER WATERTIGHTNESS HAS BEEN MADE

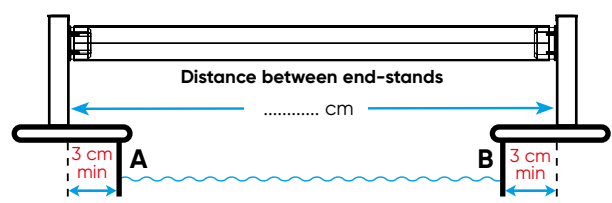
Skimmer thickness
 Flush Proud of cm

Skimmers on the widths indicate them on the drawing
Skimmers on the lengths: BC AD

Stairs (see p. 364).



! TUBE / REEL SYSTEM SIDE = AB



Min. distance between end-stands = pool width [AB] + 6 cm

DRAWING FOR STAIR SLATTED COVER

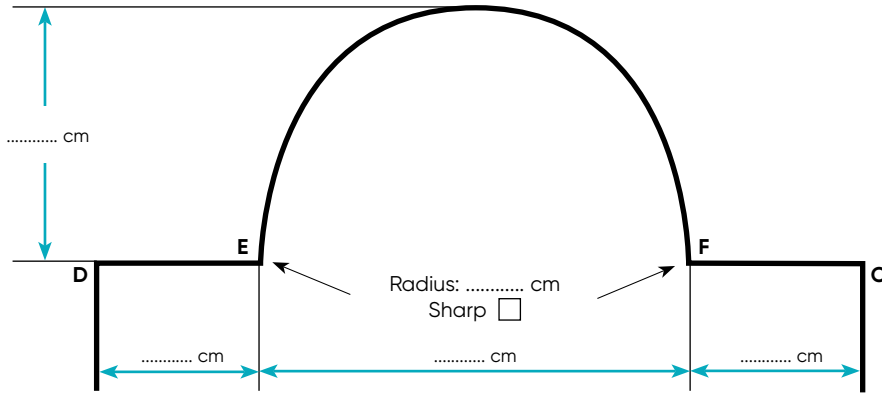
Customer N°:	Customer reference:	Order form date:	Company:
--------------	---------------------	------------------	----------

 : Indicate the exact skimmer positions

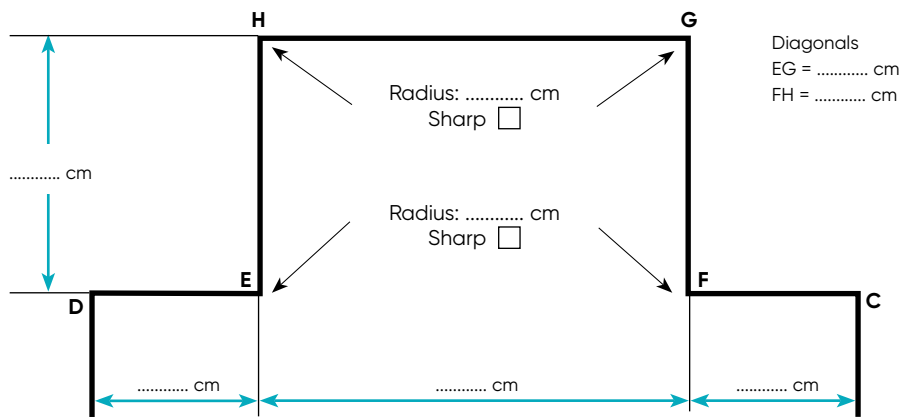
 : Indicate the position of the locking kits that have already been installed

ROMAN STAIR

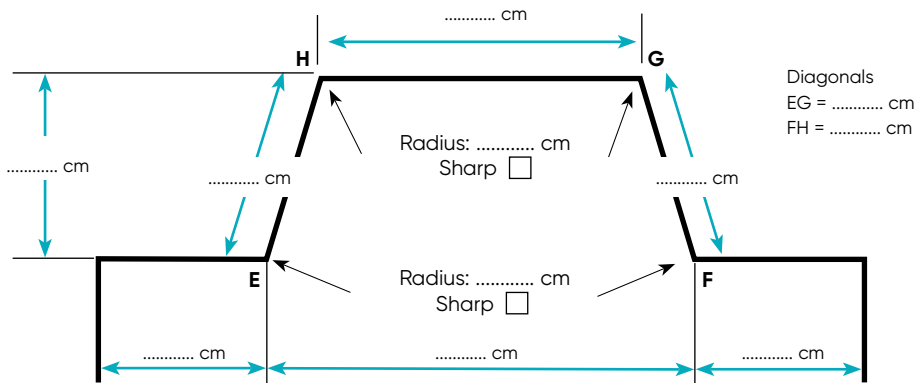
We recommend the use of the measurement-taking order triangulation for. See order form on p. 167.



SQUARE STAIR



TRAPEZOID STAIR



SLATTED COVER TRIANGULATION DRAWING

Customer N°:	Customer reference:	Order form date:	Company:
--------------	---------------------	------------------	----------

CD = cm

EF = cm

CF = cm

ED = cm

EP = cm

E1 = cm

E2 = cm

E3 = cm

E4 = cm

E5 = cm

E6 = cm

E7 = cm

F1 = cm

F2 = cm

F3 = cm

F4 = cm

F5 = cm

F6 = cm

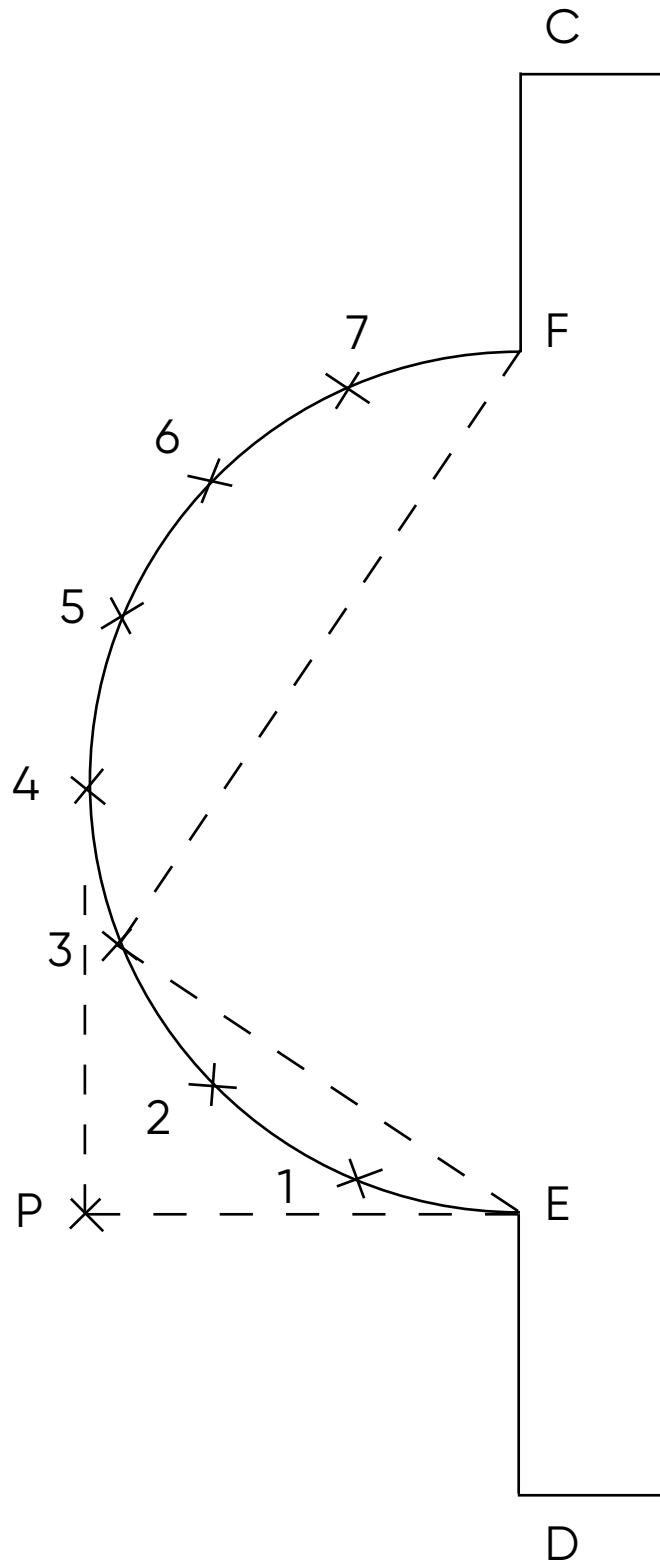
F7 = cm

Corner radius C =cm

Corner radius D =cm

Corner radius E =cm

Corner radius F =cm



TRUCK ACCESS CHECKING GUIDE

Company name:	Customer reference:
---------------	---------------------

i INFO

To allow us to deliver to you with maximum efficiency, please fill in this questionnaire carefully. We decline all liability in the event of the required delivery location being inaccessible due to the indications you have provided. Any new deliveries will be invoiced to you. Thank you for your understanding.



ORDERED EQUIPMENT

Automatic slatted cover
 Bar cover
 Bubble cover (over 4.50 m)
 Pool kits solutions/above-ground pools

ROAD SIGNAGE LEADING TO THE REQUESTED DELIVERY POINT

Have you already seen this type of road sign on the road that leads to the requested delivery point?

3.5 T

Yes If so, please indicate which ones:
 No

ACCESS TO THE REQUESTED DELIVERY POINT: TYPES OF VEHICLE LIKELY TO HAVE ACCESS

Below are different vehicle types. Indicate which types are likely to be able to pass in front of the requested delivery location.

 Tractor + trailer (38 tonnes): <input type="checkbox"/> Yes <input type="checkbox"/> No	 Semi-trailer (38 tonnes): <input type="checkbox"/> Yes <input type="checkbox"/> No	 Small carrier (19 tonnes): <input type="checkbox"/> Yes <input type="checkbox"/> No	 Small truck (6 tonnes): <input type="checkbox"/> Yes <input type="checkbox"/> No
 Garbage trucks: <input type="checkbox"/> Yes <input type="checkbox"/> No	 Concrete mixer trucks: <input type="checkbox"/> Yes <input type="checkbox"/> No	 Fuel delivery trucks: <input type="checkbox"/> Yes <input type="checkbox"/> No	 Small van: <input type="checkbox"/> Yes <input type="checkbox"/> No

TRUCK CLEARANCES: DETAILS

Be careful of the truck clearance: Is the delivery address subject to one of the below situations ?

 Electric cables: <input type="checkbox"/> Yes <input type="checkbox"/> No	 Low branches: <input type="checkbox"/> Yes <input type="checkbox"/> No	 Corners of roads: <input type="checkbox"/> Yes <input type="checkbox"/> No
---	--	--

OTHER INDICATIONS, PLEASE DESCRIBE

Customer N°:	Customer reference:	Order form date:
--------------------	---------------------------	------------------------

<p>Company contact details:</p> <p>Surname:</p> <p>Postcode: Town/City: Country:</p> <p>Phone:</p> <p>E-mail:</p> <p>Contact in case of missing measurements:</p>	<p>Delivery address:</p> <p>Name:</p> <p>Address:</p> <p>Postcode: Town/City: Country:</p> <p>Phone (person to contact)</p> <p><input type="checkbox"/> Pick up at DEL Brécé factory (35530 Brécé, FRANCE)</p>
--	---

New pool Existing pool: to avoid re-taking the measurements, please indicate the invoice n°, order n° or delivery document n° for the original cover:

Caution, Ivernea and Ivernea covers are not compatible with a solar PVC slat cover.

SLATS

In-ground (decking above water) In-ground (decking under water) Above-ground (without covering) Above-ground (with covering)

MODEL / COLOUR

Ivernea:

Green Blue Beige Grey

Ivernea plus:

Ivernea Plus

POOL DIMENSIONS
(for in-ground covers, indicate the size excluding the pit)

Length: cm

Width: cm

Diagonals

Diagonal AC = cm

Diagonal BD = cm

Diagonals taken at sharp corners. 

CORNER RADIUS

A = cm

B = cm

C = cm

D = cm

STAIRS

Yes No

SHAPE:

Square Roman

Indicate the stair position:

On the AB width On the CD width

Along the AD length Along the BC length

FILTRATION BLOCK / CUT

Yes (supply a drawing) No

FITTINGS

Bungee-clip

OPTION

Extra Bungee-clip(s): recommended for windy areas.

