



Customer N°:	Customer reference:	Order form date:
--------------------	---------------------------	------------------------



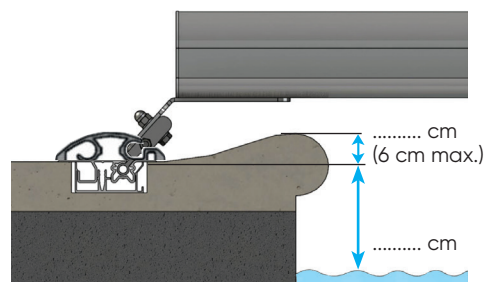
<p>Company contact details:</p> <p>Surname:</p> <p>Postcode: Town/City: Country:</p> <p>Phone:</p> <p>E-mail:</p> <p>Contact in the event of missing measurements:</p>	<p>Delivery address:</p> <p>Name:</p> <p>Address:</p> <p>Postcode: Town/City: Country:</p> <p>Phone (person to contact):</p> <p>Access: <input type="checkbox"/> Semi-trailer <input type="checkbox"/> Carrier Other:</p> <p>Fill in the truck access checking guide on p. 13.</p>
---	---

New pool Existing pool: to avoid re-taking the measurements, please indicate the invoice n°, order n° or delivery document n° for the original Ultima:



RAIL INSTALLATION

Flush deck rails Deck rails on coping

DO YOU WANT THE RAILS DELIVERED BEFORE THE COVER? Yes No

CONTROL Wi-Key Key switch Insert mount key switch (indoor use)

OPTIONS

"Stop Salt" control box Yes No

Extra Wi-Key emitter Yes No

If so, indicate the number (max. 3):

Remote Wi-Key receiver box Yes No

COVER COLOUR

Standard compliant colours

Blue Almond Dark grey

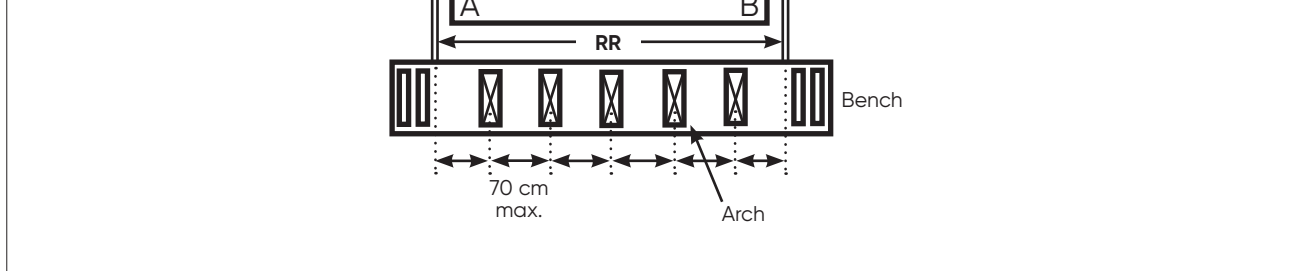
Beige Medium grey

HYDRAULIC HOSE LENGTH

..... m (only to connect the pit motor block and the hydraulic unit in the technical room, 30 m max.).

STURDY METAL ELEMENTS FOR THE BENCH

1 arch every 70 cm max. (planned for pit weight of 25 kg/m² and a load of 100 kg).



TEAK WOOD BENCH Yes No

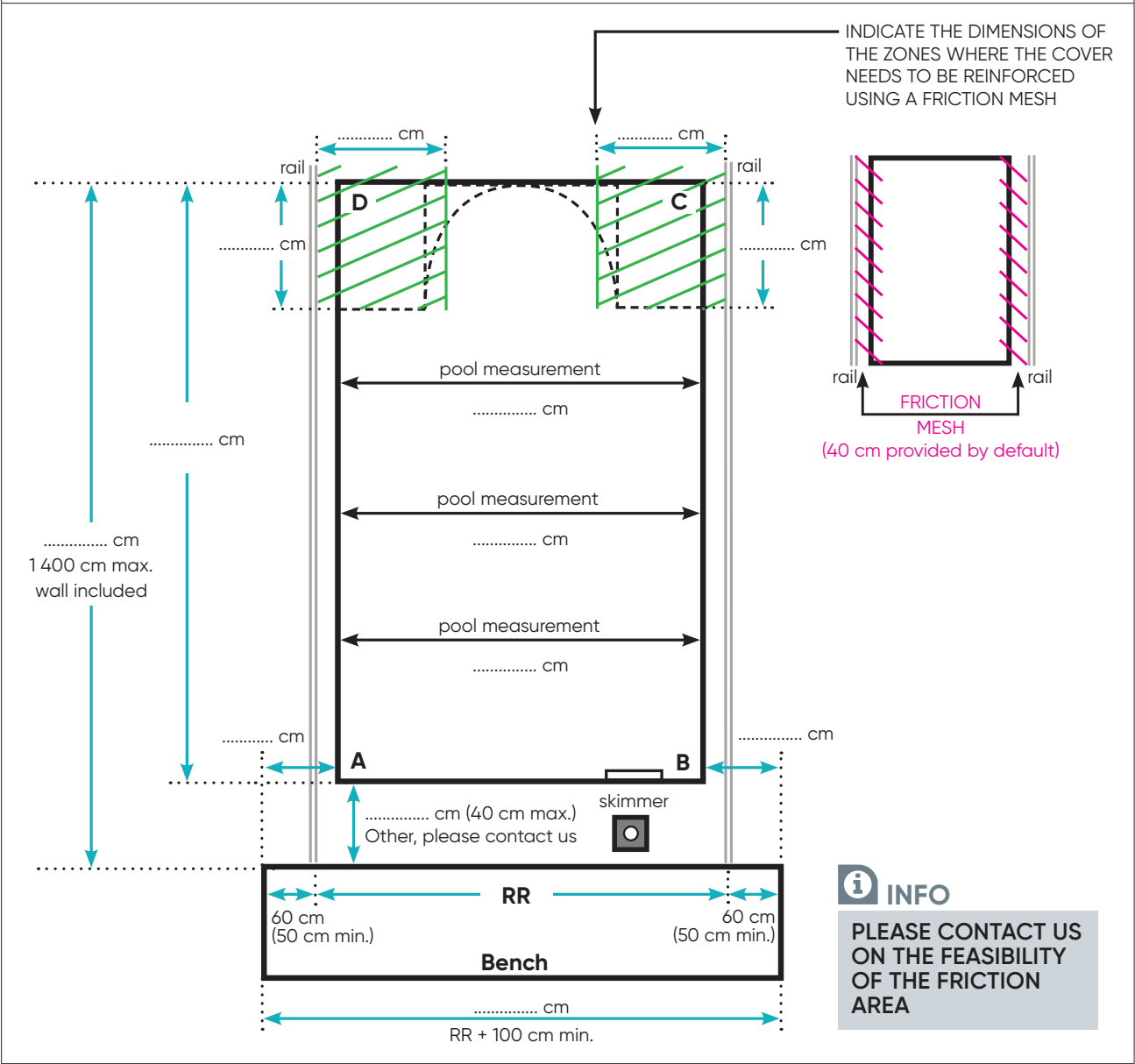
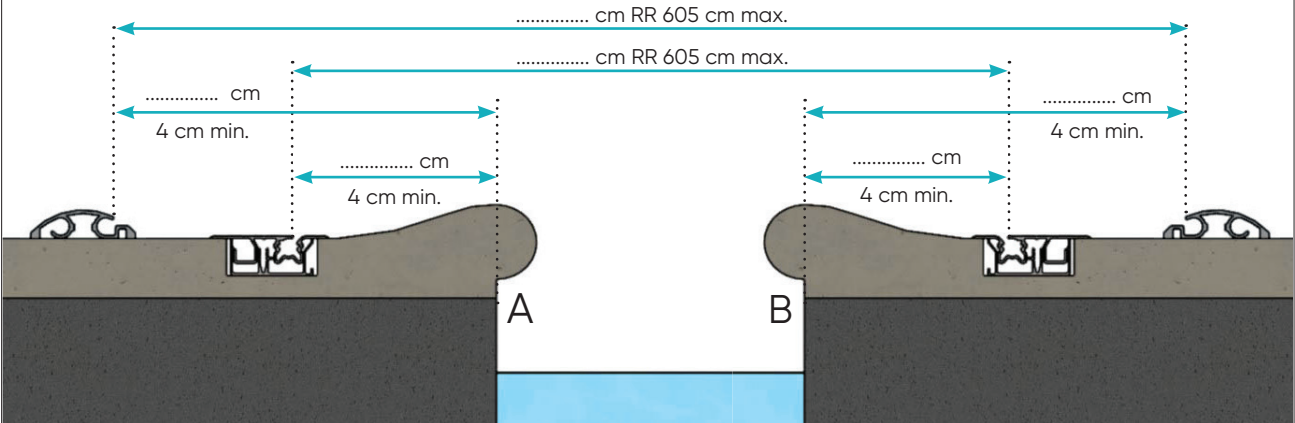
The measurements indicated on the order form will be used as proof. DEL cannot be held liable in the event of a dispute.

ULTIMA COVER DRAWING - ABOVE-GROUND VERSION



Customer N°:	Customer reference:	Order form date:
--------------	---------------------	------------------

(RR = measurement between rails)
Indicate the measurements depending on the selected rail model.



INFO
PLEASE CONTACT US ON THE FEASIBILITY OF THE FRICTION AREA

Company name:	Customer reference:
---------------	---------------------

i INFO

To allow us to deliver to you with maximum efficiency, please fill in this questionnaire carefully. We decline all liability in the event of the required delivery location being inaccessible due to the indications you have provided. Any new deliveries will be invoiced to you. Thank you for your understanding.



ORDERED EQUIPMENT

Automatic slatted cover
 Bar cover
 Summer cover (over 4.50 m)
 Pool kits solutions/above-ground pools

ROAD SIGNAGE LEADING TO THE REQUESTED DELIVERY POINT



Have you already seen this type of road sign on the road that leads to the requested delivery point?

Yes If so, please indicate which ones:
 No

ACCESS TO THE REQUESTED DELIVERY POINT: TYPES OF VEHICLE LIKELY TO HAVE ACCESS

Below are different vehicle types. Indicate which types are likely to be able to pass in front of the requested delivery location.

 Tractor + trailer (38 tonnes): <input type="checkbox"/> Yes <input type="checkbox"/> No	 Semi-trailer (38 tonnes): <input type="checkbox"/> Yes <input type="checkbox"/> No	 Small carrier (19 tonnes): <input type="checkbox"/> Yes <input type="checkbox"/> No	 Small truck (6 tonnes): <input type="checkbox"/> Yes <input type="checkbox"/> No
 Garbage trucks: <input type="checkbox"/> Yes <input type="checkbox"/> No	 Concrete mixer trucks: <input type="checkbox"/> Yes <input type="checkbox"/> No	 Fuel delivery trucks: <input type="checkbox"/> Yes <input type="checkbox"/> No	 Small van: <input type="checkbox"/> Yes <input type="checkbox"/> No

TRUCK CLEARANCES: DETAILS

Be careful of the truck clearance: Is the delivery address subject to one of the below situations ?

 Electric cables: <input type="checkbox"/> Yes <input type="checkbox"/> No	 Low branches: <input type="checkbox"/> Yes <input type="checkbox"/> No	 Corners of roads: <input type="checkbox"/> Yes <input type="checkbox"/> No
---	--	--

OTHER INDICATIONS, PLEASE DESCRIBE