

TAKING LINER MEASUREMENTS

Taking measurements is an essential part in making a perfect liner. Measurements must be accurate, complete and leave no room for interpretation or deduction. Incorrect measurements will cause unnecessary verification costs, delays, or even worse, an unsuitable liner.

TOLERANCE

- ± 1 cm for distances greater than 1 m.
- ± 0.5 cm for distances less than 1 m.
- ± 0.5 cm for stairs.

Here is some useful advice to avoid the most common mistakes:

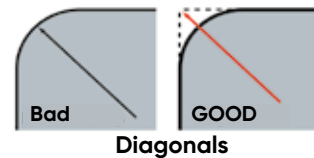
1- LENGTHS AND WIDTHS

- Measure away from rounded corners.
- Measure at the top and bottom of the wall.
- Measure both lengths and widths.



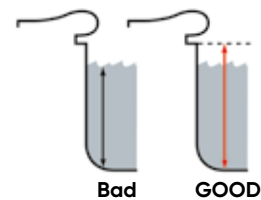
2 - DIAGONALS

- Measure from length and width intersections, and not from the rounded corners.
- Measure all the diagonals.




3 - HEIGHT

- From the pool edge (iner-lock) to the pool bottom, away from rounded coving or panel heights for Overlap fittings.



4 - BOTTOM MEASUREMENTS

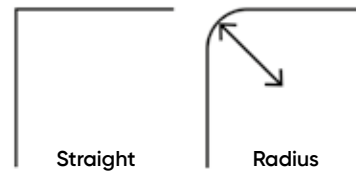
- Take all the intermediate measurements **covingly** and check against the total length.



TAKING LINER MEASUREMENTS

5 - CORNER

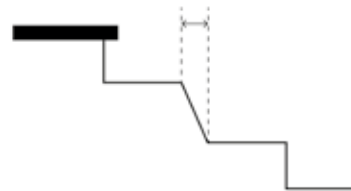
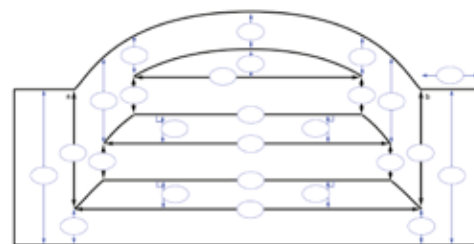
- Corner: wall to wall radius. The radius must be constant from top to bottom.
 - Coving: wall to floor radius. The radius must be constant all around the pool.
- Sharp corners, radii, or straight cut corners must be indicated on the order form.



6 - STEP UNITS

- Stair measurements must be taken very carefully.
- For a correct liner, please check the following:
 - all the edges are sharp and non-cutting (stair noses and risers),
 - the stair nose and riser measurements are important,
 - the water height must be at least 15 cm.
- When there are masonry defects, a complete and detailed "right side, left side" drawing showing all the measurements is essential. Give the actual masonry measurements.

If the steps are not level or plumb, please indicate it on the order form.



False levels

7 - AUTOMATIC COVER

- Indicate the corners and coving for the cover pit. The corner radius for the separating wall and on either side of the wall must be sharp.


**SPEEDY
Liner**
Speedy fabrication required :
☐ Yes ☐ No

FROM NOVEMBER TO MARCH

D+4

APRIL

D+5

FROM MAY TO AUGUST

D+6

SEPTEMBER, OCTOBER

D+5

Customer N°: Customer reference: Order form date:

Company contact details:

Surname:

Postcode: Town/City:

Country: Phone:

E-mail:

Contact in the event of missing measurements:

Delivery address:

Name:

Address:

Postcode: Town/City:

Country:

☐ Pick up at DEL Brécé factory (35530 Brécé, FRANCE)

☐ New build pool ☐ Existing pool: In order to avoid taking again measurements of the pool, please indicate the invoice number, order number or reference of the original liner made:

LINER RANGES AND COLOURS
☐ **EVOLUTION**
☐ White
☐ Beige
☐ Ice blue
☐ Steel grey

☐ **PROTECT 33**
☐ White ☐ Royal blue
☐ Beige ☐ Steel grey
☐ Ice blue ☐ Dark grey

☐ **TRADITION**
☐ White ☐ Light grey ☐ Carrara
☐ Beige ☐ Steel grey ☐ Blue marbled
☐ Ice blue ☐ Argile green ☐ Quadra blue
☐ Adriatic blue ☐ Black ☐ Quadra grey

STAIRS TO LINE
☐ Yes (attach a diagram of the stair) ☐ No

☐ Roman ☐ Square / Trapezoid ☐ Corner ☐ Other:

ANTI-SLIP FOR STAIRS
☐ **EVOLUTION**
☐ White ☐ Ice blue
☐ Beige ☐ Steel grey

☐ **PROTECT 33**
☐ White ☐ Royal blue
☐ Beige ☐ Steel grey
☐ Ice blue ☐ Dark grey

☐ **TRADITION**
☐ White ☐ Adriatic blue
☐ Beige ☐ Light grey
☐ Ice blue ☐ Steel grey

TILE-BANDS
☐ Yes ☐ No Tile-band name:

ID LINER

Wall: Bottom:

ID LINER (STAIR)

Stair: Riser:

FITTINGS
☐ Bead

☐ Overlap (+ 10 cm)

☐ J-Hook for panels (white)

VERTICAL WALL WELD CHOICE
 (Free Service)

☐ Yes (attach a drawing) ☐ No

COVER PIT
☐ Yes (attach a drawing of the pit) ☐ No

RADIUS

 Corners: ☐ Sharp ☐ 5 cm ☐ 10 cm ☐ 12.5 cm ☐ 15 cm
☐ Others:

 Coving: ☐ Sharp ☐ 5 cm ☐ 10 cm ☐ 15 cm ☐ Other:

ACCESSORIES

Fittings (e.g.: PVC 36 mm liner lock):

Accessories (e.g.: underlay THIBT50):

*Subject to availability.


PRO HINT





Do not hesitate to include photos with your order if the pool has stairs.

 Please send this order form to: **export@cf.group**

Customer N°:	Customer reference:	Order form date:
--------------------	---------------------------	------------------------

Company contact details: Surname: Postcode: Town/City: Country: Phone: E-mail: Contact in the event of missing measurements:	Delivery address: Name: Address: Postcode: Town/City: Country: <input type="checkbox"/> Pick up at DEL Brécé factory (35530 Brécé, FRANCE)
--	--

☐ New build pool ☐ Existing pool: In order to avoid taking again measurements of the pool, please indicate the invoice number, order number or reference of the original liner made:

	
LINER RANGES AND COLOURS	
<input type="checkbox"/> INFINI <input type="radio"/> White <input type="radio"/> Green <input type="radio"/> Quadra ocher* <input type="radio"/> Blue marbled <input type="radio"/> Beige <input type="radio"/> Steel grey <input type="radio"/> Quadra grey <input type="radio"/> Carrara <input type="radio"/> Ice blue <input type="radio"/> Dark grey <input type="radio"/> Byzantin green* <input type="radio"/> Adriatic blue <input type="radio"/> Quadra blue <input type="radio"/> Byzantin blue*	<input type="checkbox"/> CONFORT <input type="radio"/> White <input type="radio"/> Steel grey <input type="radio"/> Beige <input type="radio"/> Ice blue <input type="radio"/> Adriatic blue
STAIRS TO LINE	<input type="checkbox"/> Yes (attach a diagram of the stair) <input type="checkbox"/> No
<input type="radio"/> Roman <input type="radio"/> Square / Trapezoid <input type="radio"/> Corner <input type="radio"/> Other:	
ANTI-SLIP FOR STAIRS	
<input type="radio"/> White <input type="radio"/> Ice blue <input type="radio"/> Steel grey <input type="radio"/> Beige <input type="radio"/> Adriatic blue <input type="radio"/> Dark grey	
TILE-BANDS	
<input type="checkbox"/> Yes <input type="checkbox"/> No Tile-band name:	
FITTINGS	
<input type="checkbox"/> Bead  <input type="checkbox"/> Overlap (+ 10 cm)  <input type="checkbox"/> J-Hook for panels 	
VERTICAL WALL WELD CHOICE (price : € 49 net price)	<input type="checkbox"/> Yes (attach a drawing) <input type="checkbox"/> No
COVER PIT	<input type="checkbox"/> Yes (attach a drawing of the pit) <input type="checkbox"/> No
RADIUS	Corners: <input type="checkbox"/> Sharp <input type="checkbox"/> 5 cm <input type="checkbox"/> 10 cm <input type="checkbox"/> 12.5 cm <input type="checkbox"/> 15 cm <input type="checkbox"/> Others: Coving: <input type="checkbox"/> Sharp <input type="checkbox"/> 5 cm <input type="checkbox"/> 10 cm <input type="checkbox"/> 15 cm <input type="checkbox"/> Other:.....
ACCESSORIES	Fittings (e.g.: PVC 36 mm liner lock): Accessories (e.g.: underlay THIBT50):

*Subject to availability.

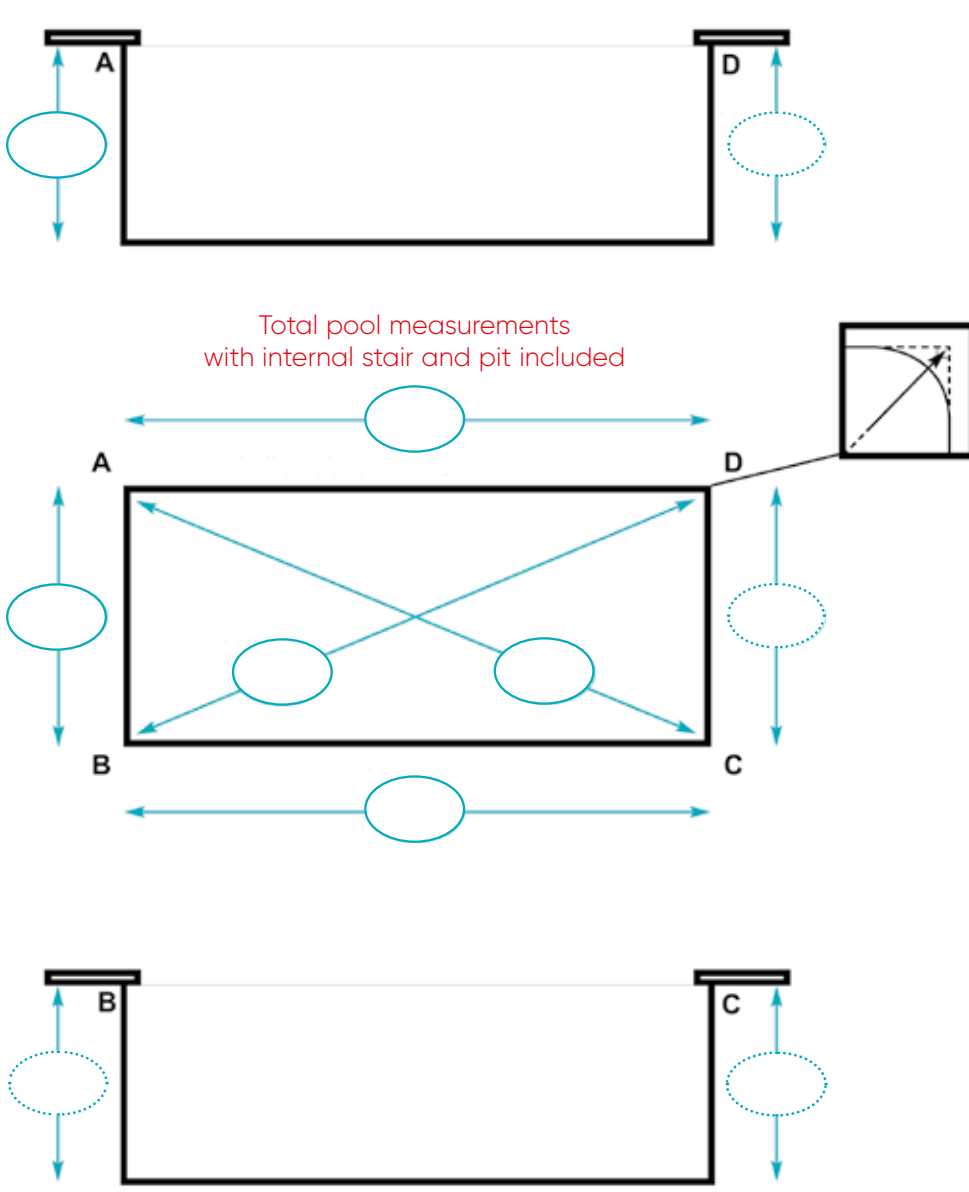


Do not hesitate to include photos with your order if the pool has stairs.

Please send this order form to: **export@cf.group**

RECTANGULAR FLAT BOTTOM

Customer N°:	Customer reference:	Order form date:	Company:
--------------	---------------------	------------------	----------



Total pool measurements with internal stair and pit included

INFO

Measurements in cm - **Mandatory**

Measurements in cm - **Not mandatory for CLASS brand liners.**

These measurements are recommended but not mandatory. If they are not provided, we will consider that the measurements given are symmetrical.

Corners

Straight cut corners

Coving

Beveled coving

Corner

Coving

i You can't find your drawing? **Please contact us.**

RECTANGULAR WITH CONSTANT SLOPE

Customer N°:	Customer reference:	Order form date:	Company:
--------------	---------------------	------------------	----------

Total pool measurements
with internal stair and pit included

Corners

Straight cut corners

Coving

Beveled coving

i **INFO**

Measurements in cm - **Mandatory**

Measurements in cm - **Not mandatory for CLASS brand liners.**

These measurements are recommended but not mandatory. If they are not provided, we will consider that the measurements given are symmetrical.

i You can't find your drawing? **Please contact us.**

RECTANGULAR WITH MULTIPLE SEGMENT SLOPE 1

Customer N°:	Customer reference:	Order form date:	Company:
--------------	---------------------	------------------	----------

Please check that your segments + your appendices equal the measurement [AD]

Total pool measurements with internal stair and pit included

Please check that your segments + your appendices equal the measurement [BC]

INFO

Measurements in cm - **Mandatory**

Measurements in cm - **Not mandatory for CLASS brand liners.**

These measurements are recommended but not mandatory. If they are not provided, we will consider that the measurements given are symmetrical.

Corners

Straight cut corners

Coving

Beveled coving

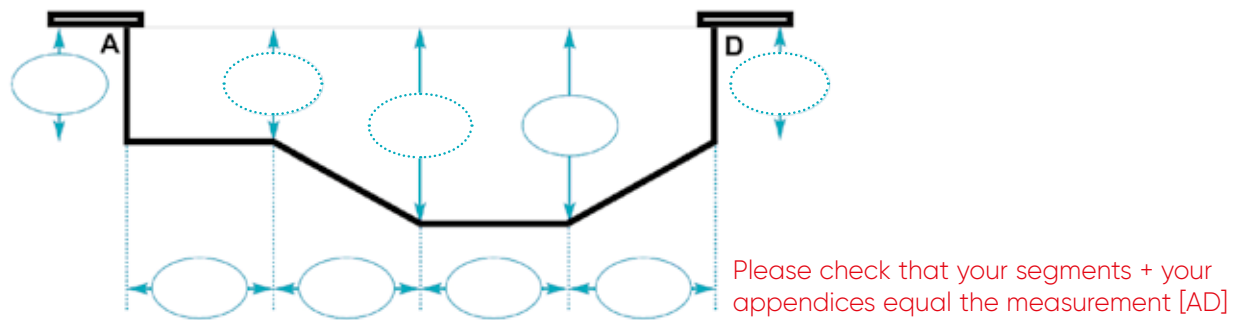
Corner

Coving

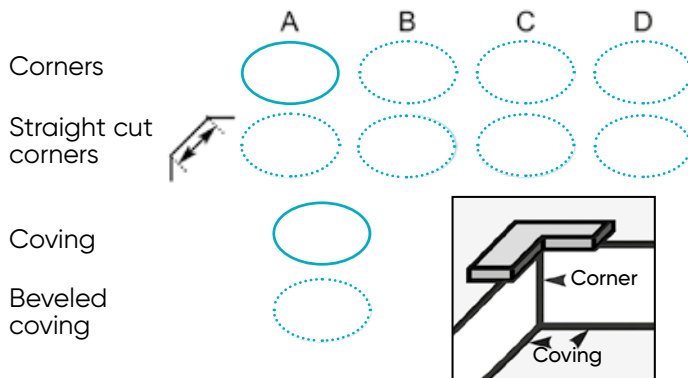
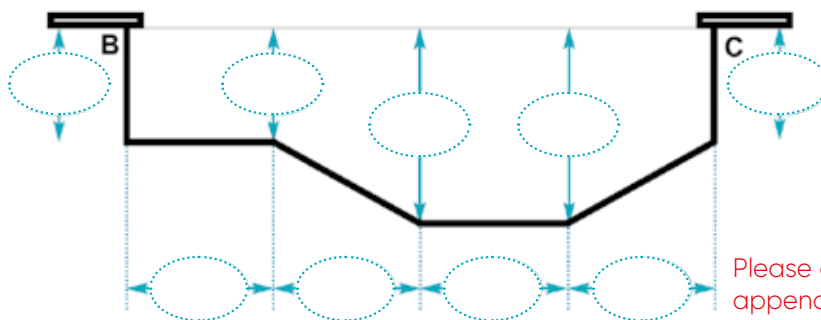
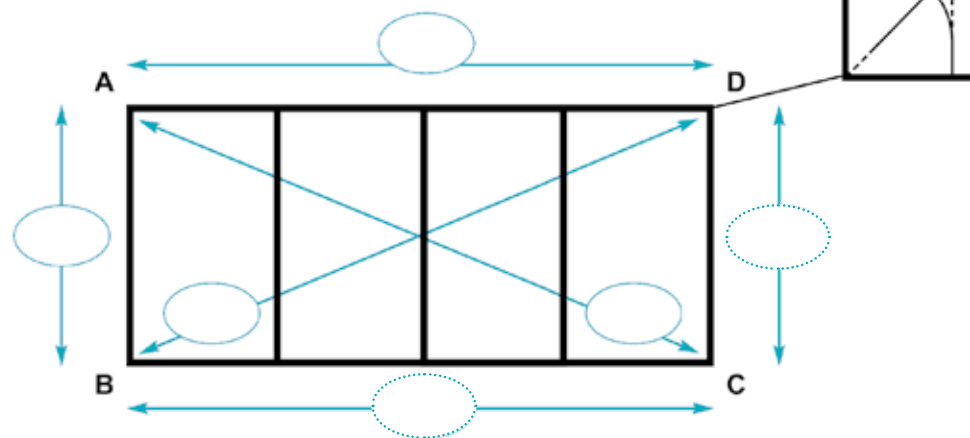
i You can't find your drawing? **Please contact us.**

RECTANGULAR WITH MULTIPLE SEGMENT SLOPE 2

Customer N°:	Customer reference:	Order form date:	Company:
--------------	---------------------	------------------	----------



Total pool measurements
with internal stair and pit included



INFO

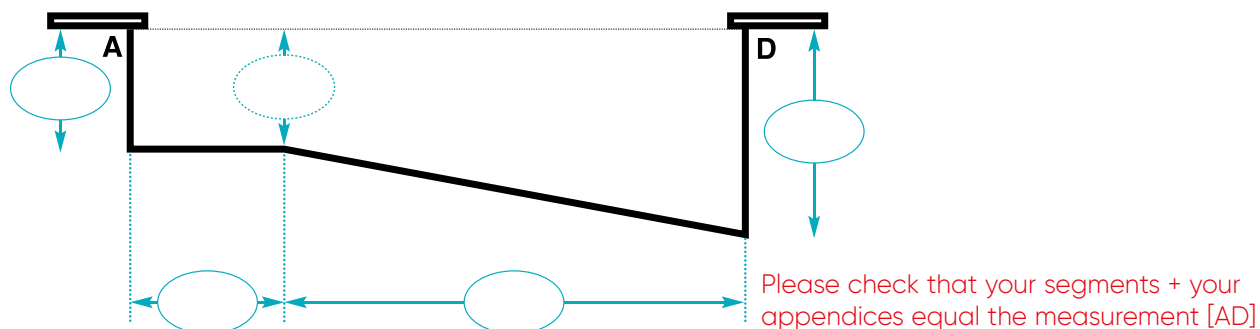
- Measurements in cm - **Mandatory**
- Measurements in cm - **Not mandatory for CLASS brand liners.**

These measurements are recommended but not mandatory. If they are not provided, we will consider that the measurements given are symmetrical.

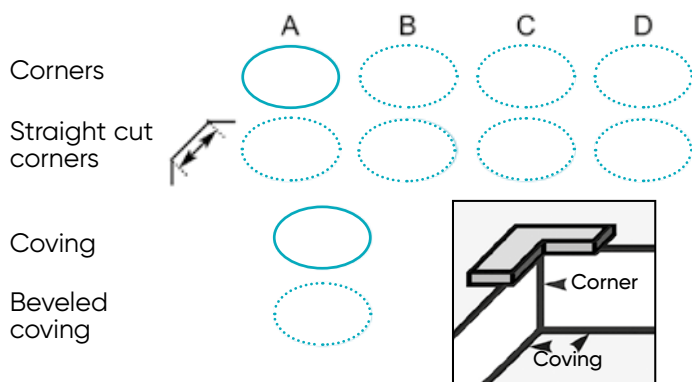
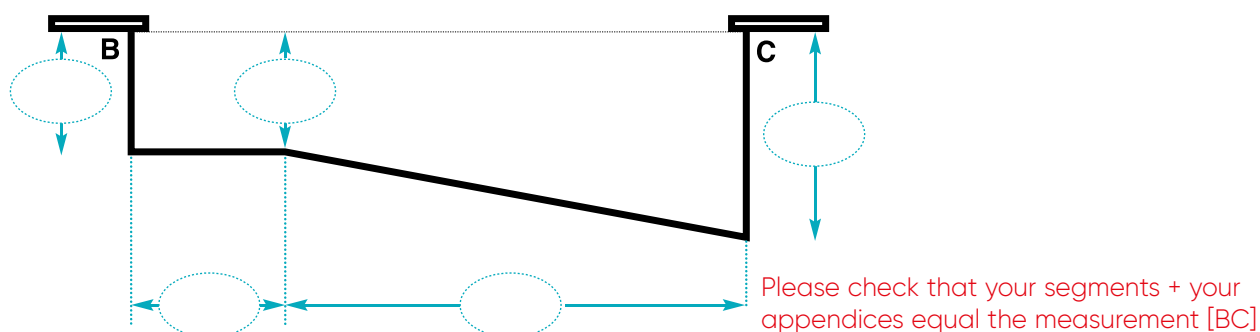
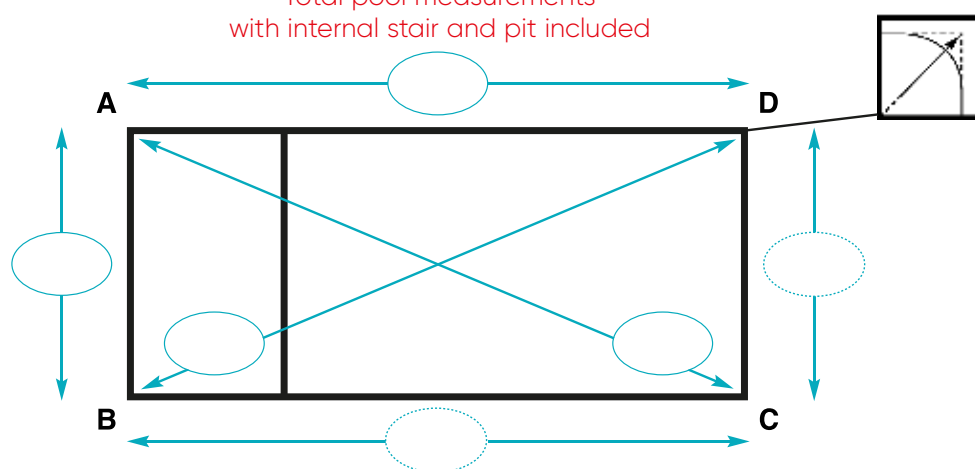
i You can't find your drawing? **Please contact us.**

RECTANGULAR WITH MULTIPLE SEGMENT SLOPE 3

Customer N°:	Customer reference:	Order form date:	Company:
--------------	---------------------	------------------	----------



Total pool measurements
with internal stair and pit included



INFO

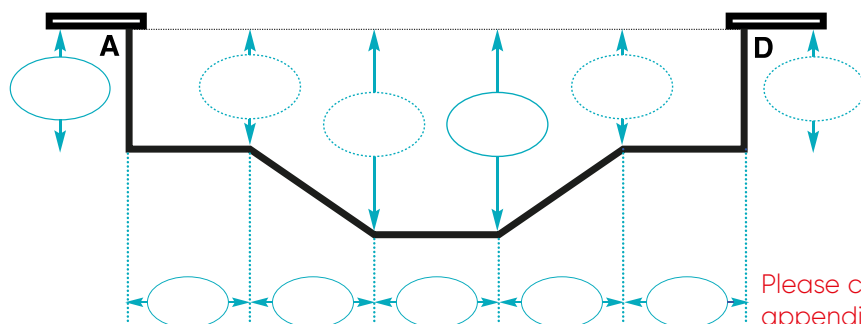
- Measurements in cm - **Mandatory**
- Measurements in cm - **Not mandatory for CLASS brand liners.**

These measurements are recommended but not mandatory. If they are not provided, we will consider that the measurements given are symmetrical.

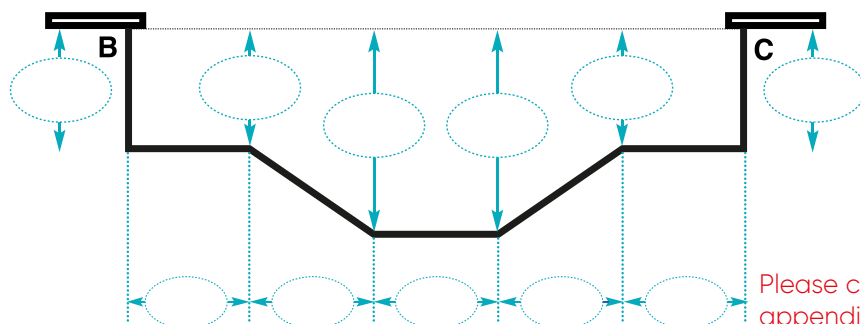
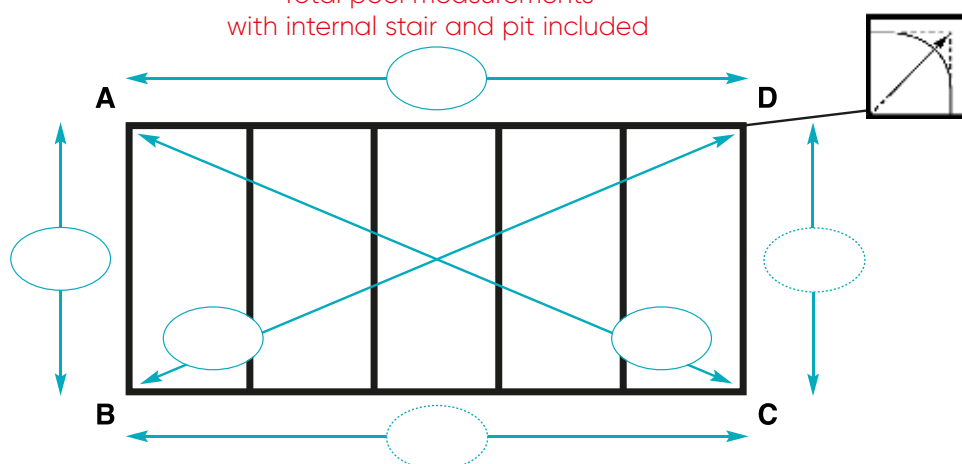
i You can't find your drawing? **Please contact us.**

RECTANGULAR WITH MULTIPLE SEGMENT SLOPE 4

Customer N°:	Customer reference:	Order form date:	Company:
--------------	---------------------	------------------	----------



Total pool measurements
with internal stair and pit included

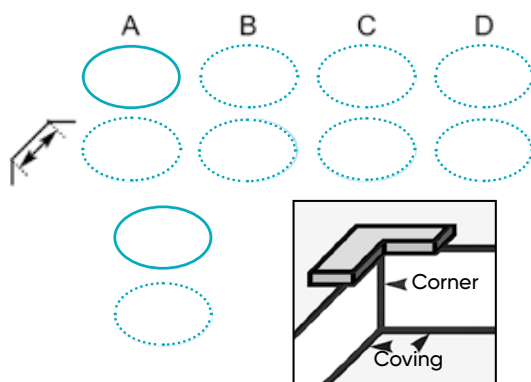


Corners

Straight cut
corners

Coving

Beveled
coving



INFO



Measurements in cm - **Mandatory**



Measurements in cm - **Not mandatory for CLASS brand liners.**

These measurements are recommended but not mandatory. If they are not provided, we will consider that the measurements given are symmetrical.



You can't find your drawing? **Please contact us.**

RECTANGULAR HOPPER 1

Customer N°:	Customer reference:	Order form date:	Company:
--------------	---------------------	------------------	----------

Total pool measurements with internal stair and pit included

Please check that your segments + your appendices equal the measurement [AD]

Please check that your segments + your appendices equal the measurement [BC]

Please check that your segments + your appendices equal the measurement [BC]

Please check that your segments + your appendices equal the measurement [BC]

Corners

Straight cut corners

Coving

Beveled coving

Please check that your segments + your appendices equal the measurement [BC]

Please check that your segments + your appendices equal the measurement [BC]

INFO

Measurements in cm - **Mandatory**

Measurements in cm - **Not mandatory for CLASS brand liners.**

These measurements are recommended but not mandatory. If they are not provided, we will consider that the measurements given are symmetrical.

i You can't find your drawing? **Please contact us.**

Customer N°:	Customer reference:	Order form date:	Company:
--------------	---------------------	------------------	----------

Total pool measurements with internal stair and pit included

1

2

3

4

5

6

7

8

9

10

11

12

13

14

15

16

17

18

19

20

21

22

23

24

25

26

27

28

29

30

31

32

33

34

35

36

37

38

39

40

41

42

43

44

45

46

47

48

49

50

51

52

53

54

55

56

57

58

59

60

61

62

63

64

65

66

67

68

69

70

71

72

73

74

75

76

77

78

79

80

81

82

83

84

85

86

87

88

89

90

91

92

93

94

95

96

97

98

99

100

Please check that your segments + your appendices equal the measurement [AD]

Please check that your segments + your appendices equal the measurement [BC]

INFO

Measurements in cm - **Mandatory**

Measurements in cm - **Not mandatory for CLASS brand liners.**

These measurements are recommended but not mandatory. If they are not provided, we will consider that the measurements given are symmetrical.

Corners

Straight cut corners

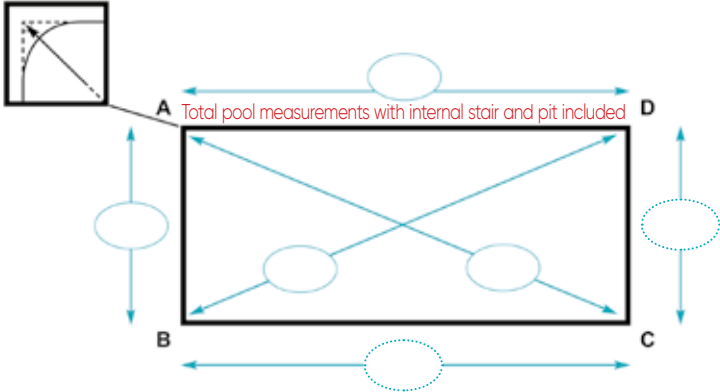
Coving

Beveled coving

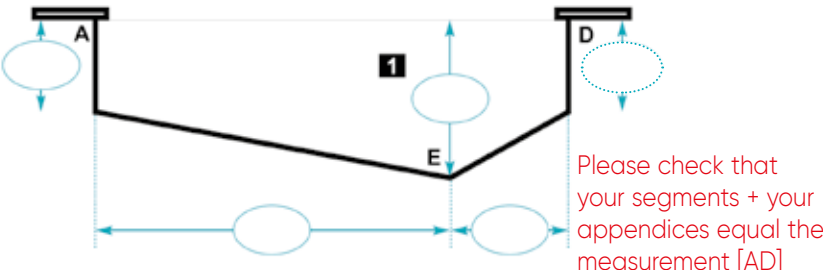
i You can't find your drawing? Please contact us.

RECTANGULAR HOPPER 3

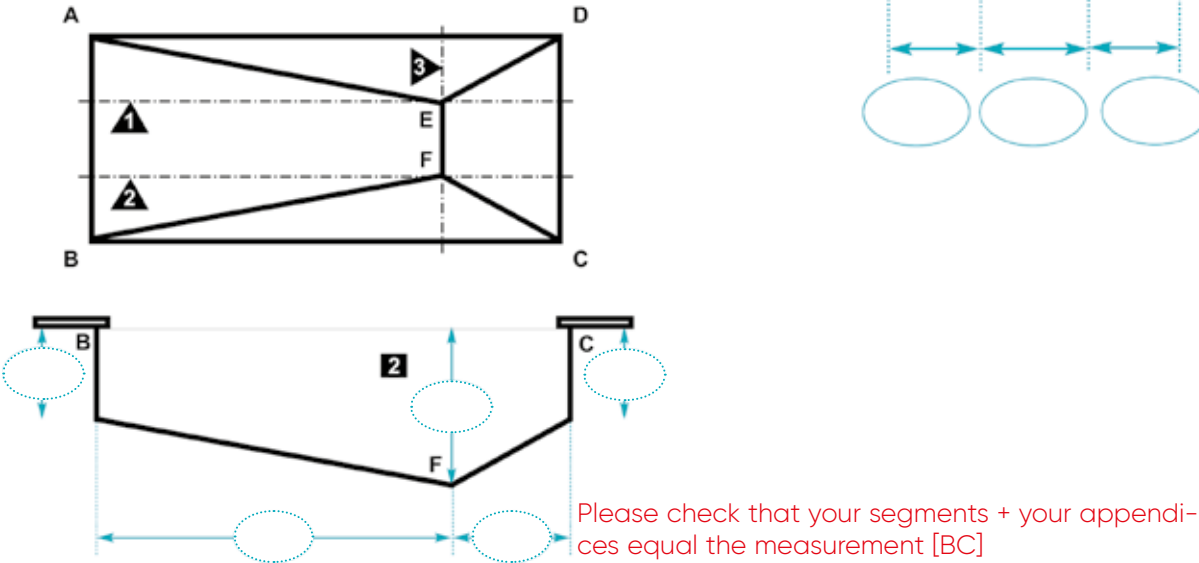
Customer N°:	Customer reference:	Order form date:	Company:
--------------	---------------------	------------------	----------



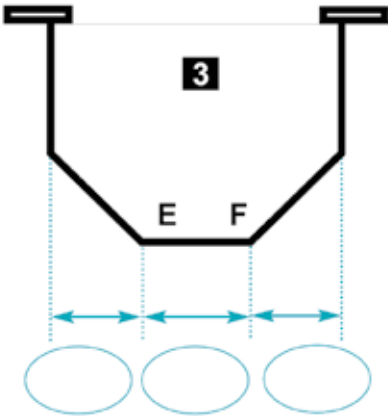
Total pool measurements with internal stair and pit included



Please check that your segments + your appendices equal the measurement [AD]



Please check that your segments + your appendices equal the measurement [BC]



Please check that your segments + your appendices equal the measurement [BC]

INFO

Measurements in cm - **Mandatory**

Measurements in cm - **Not mandatory for CLASS brand liners.**

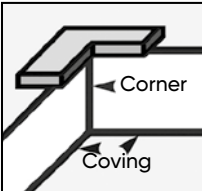
These measurements are recommended but not mandatory. If they are not provided, we will consider that the measurements given are symmetrical.

Corners

Straight cut corners

Coving

Beveled coving



i You can't find your drawing? **Please contact us.**

RECTANGULAR HOPPER 4

Customer N°:	Customer reference:	Order form date:	Company:
--------------	---------------------	------------------	----------

Total pool measurements with internal stair and pit included

Please check that your segments + your appendices equal the measurement [AD]

Please check that your segments + your appendices equal the measurement [BC]

INFO

Measurements in cm - **Mandatory**

Measurements in cm - **Not mandatory for CLASS brand liners.**

These measurements are recommended but not mandatory. If they are not provided, we will consider that the measurements given are symmetrical.

Corners

Straight cut corners

Coving

Beveled coving

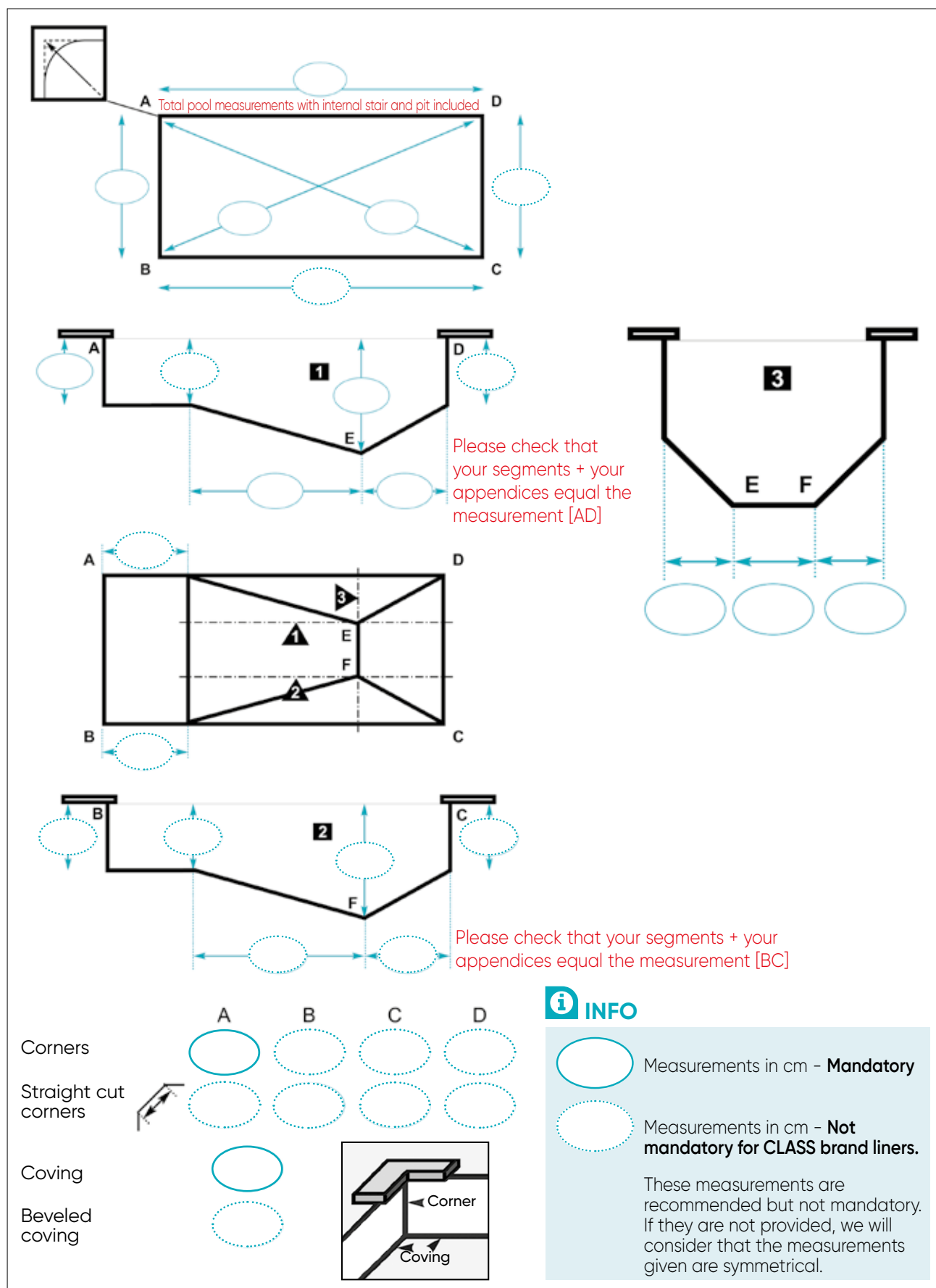
Corner


Coving

i You can't find your drawing? **Please contact us.**

Please send this order form to: **export@cf.group**

Customer N°:	Customer reference:	Order form date:	Company:
--------------	---------------------	------------------	----------



 You can't find your drawing? **Please contact us.**

RECTANGULAR HOPPER 6

Customer N°:	Customer reference:	Order form date:	Company:
--------------	---------------------	------------------	----------

Total pool measurements with internal stair and pit included

1

Please check that your segments + your appendices equal the measurement [AD]

3

Please check that your segments + your appendices equal the measurement [BC]

2

Please check that your segments + your appendices equal the measurement [BC]

1

Please check that your segments + your appendices equal the measurement [AD]

Corners

Straight cut corners

Coving

Beveled coving

i INFO

Measurements in cm - **Mandatory**

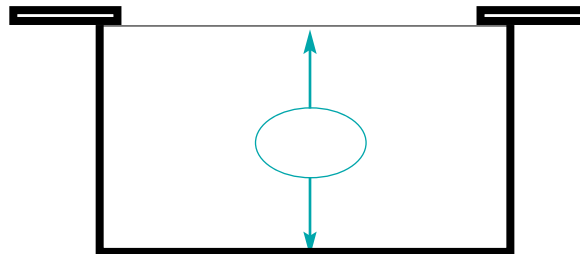
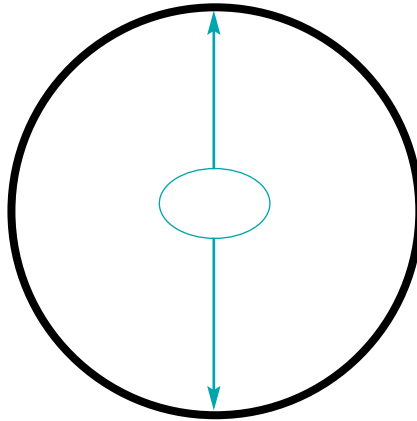
Measurements in cm - **Not mandatory for CLASS brand liners.**

These measurements are recommended but not mandatory. If they are not provided, we will consider that the measurements given are symmetrical.

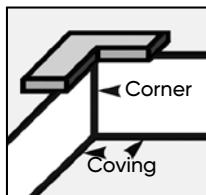

i You can't find your drawing? **Please contact us.**

ROUND FLAT BOTTOM

Customer N°:	Customer reference:	Order form date:	Company:
--------------	---------------------	------------------	----------



Coving
or
Beveled
coving



i INFO



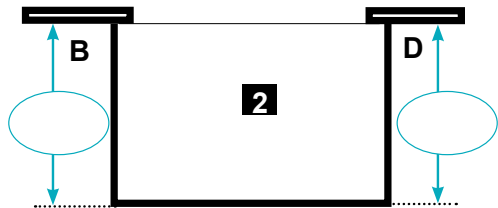
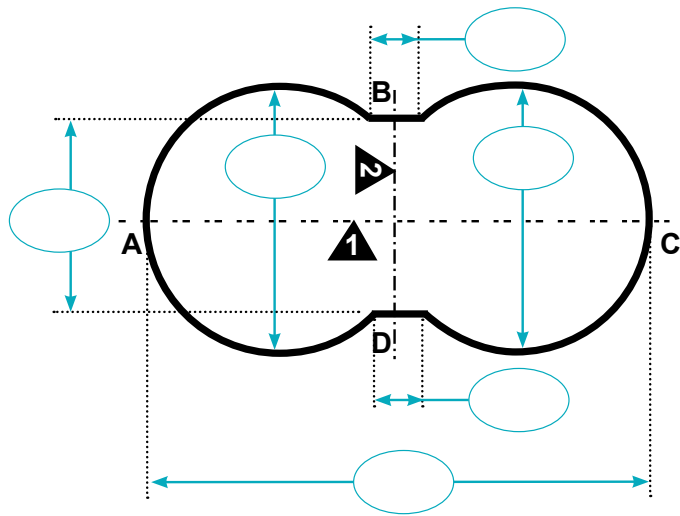
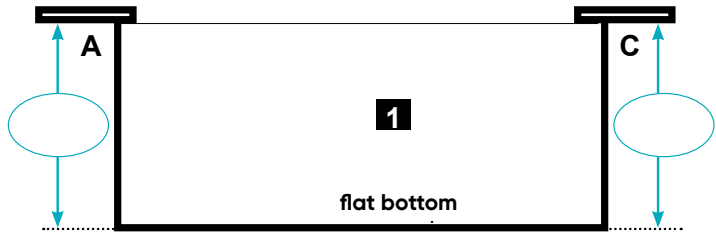
Measurements
in cm.



You can't find your drawing? **Please contact us.**

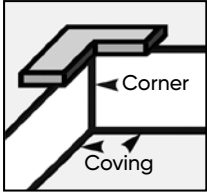

8 FLAT BOTTOM

Customer N°:	Customer reference:	Order form date:	Company:
--------------	---------------------	------------------	----------



Pool Height from Liner-lock to bottom

Coving
or
Beveled
coving



i INFO



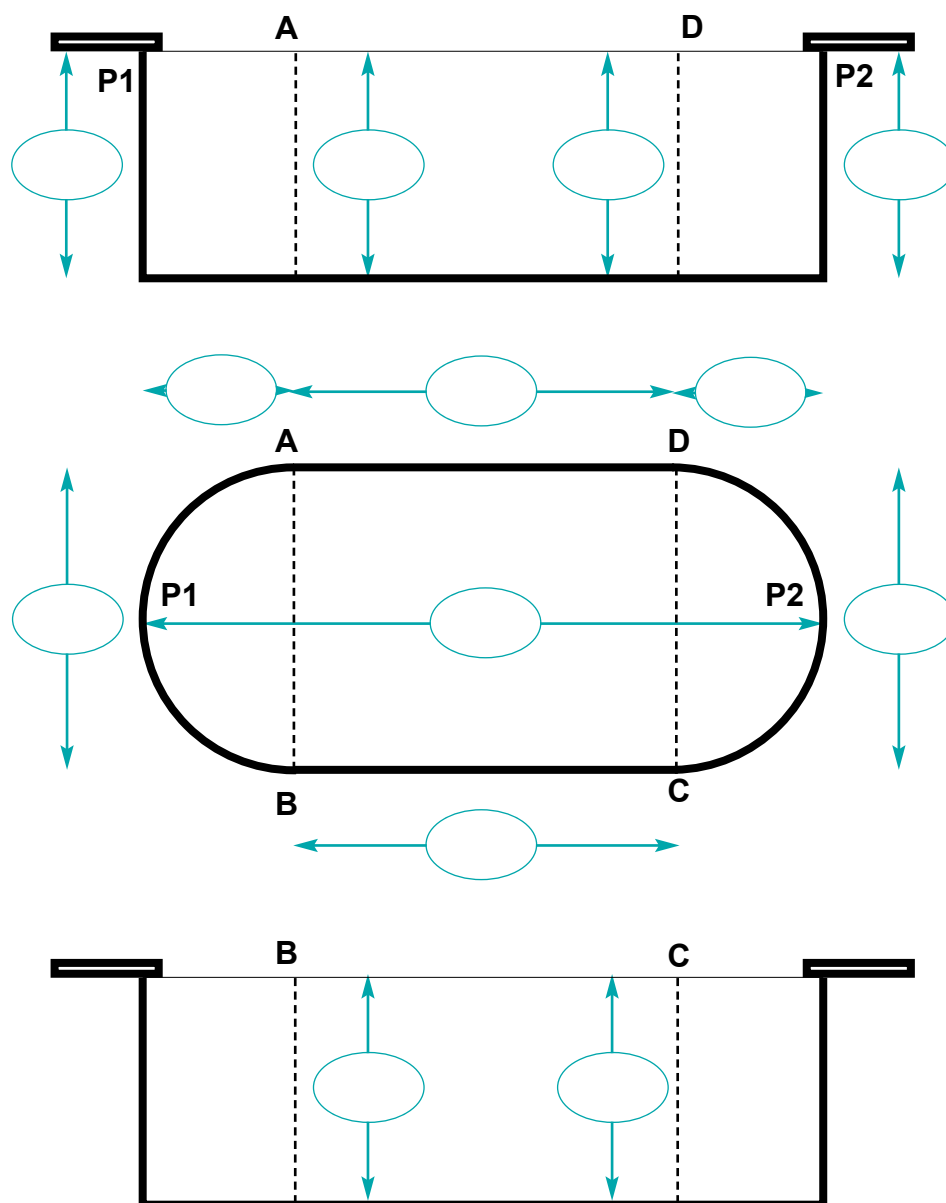
Measurements
in cm.

i You can't find your drawing? Please contact us.

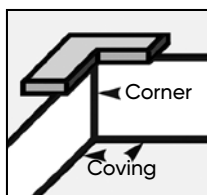

Please send this order form to: export@cf.group

DOUBLE ROMAN SHAPE FLAT BOTTOM

Customer N°:	Customer reference:	Order form date:	Company:
--------------	---------------------	------------------	----------



Coving
or
Beveled
coving



i INFO



Measurements
in cm.



You can't find your drawing? **Please contact us.**

OVOID FLAT BOTTOM

Customer N°:	Customer reference:	Order form date:	Company:
--------------	---------------------	------------------	----------

Corners

Straight cut corners

Coving

Beveled coving

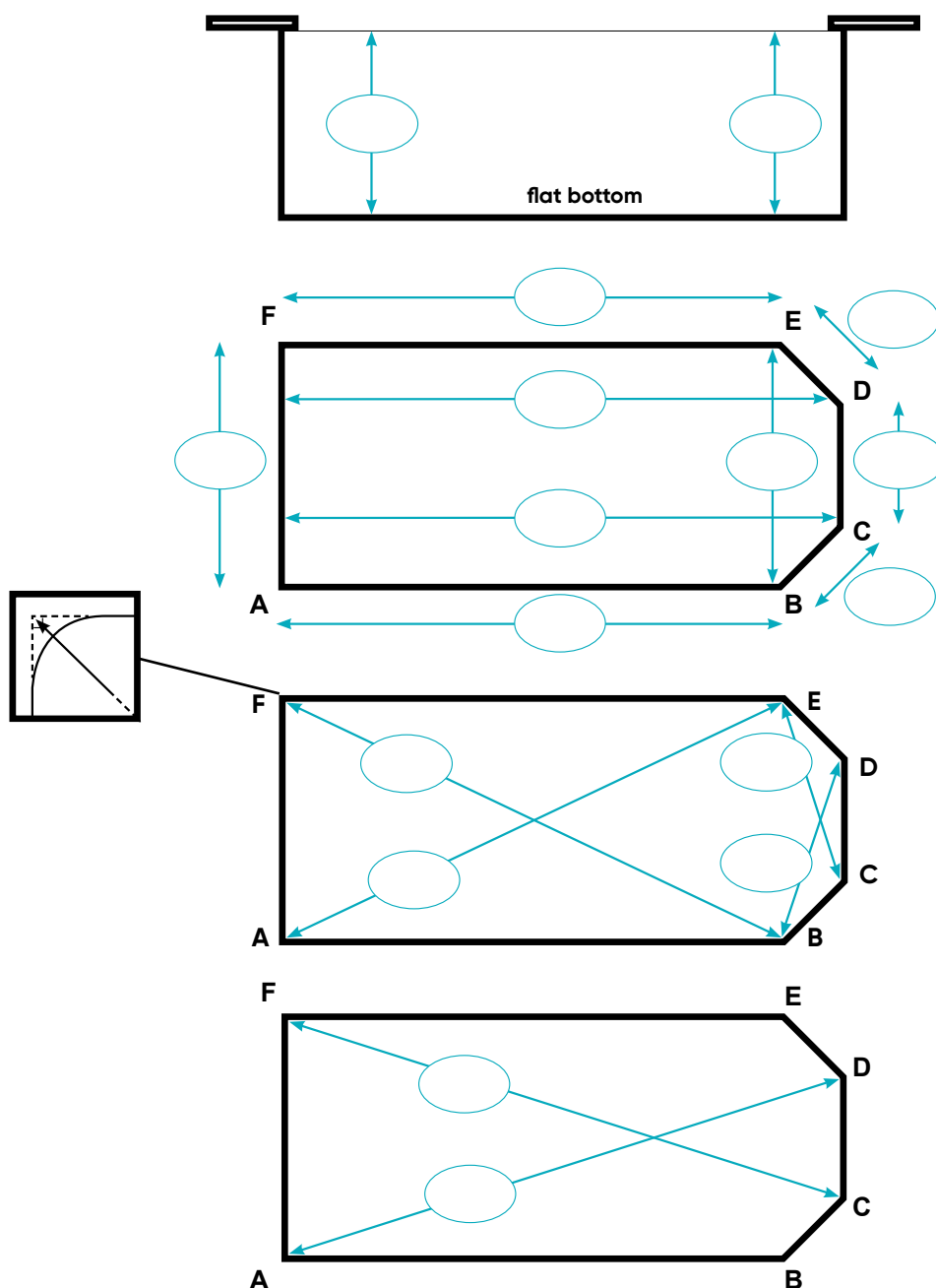
INFO

Measurements in cm.

You can't find your drawing? **Please contact us.**

SEMI OCTAGONAL FLAT BOTTOM

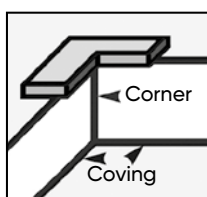
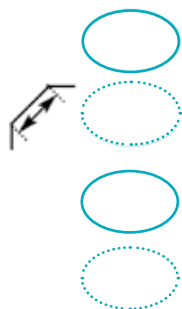
Customer N°:	Customer reference:	Order form date:	Company:
--------------	---------------------	------------------	----------



Corners

Straight cut
corners

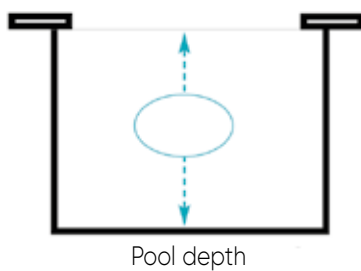
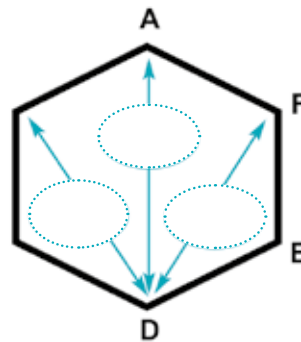
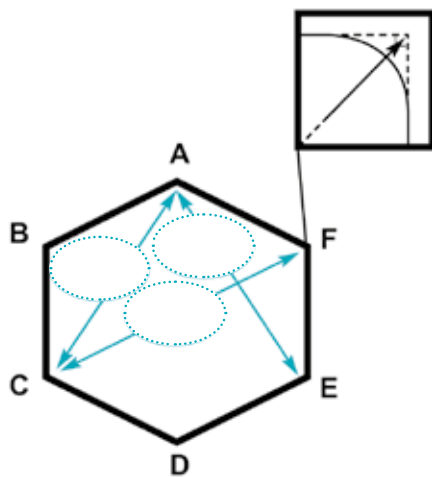
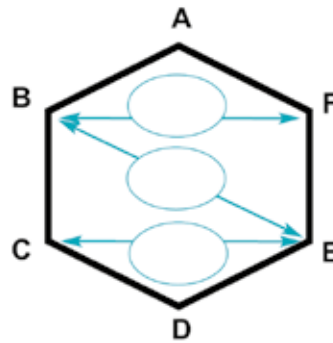
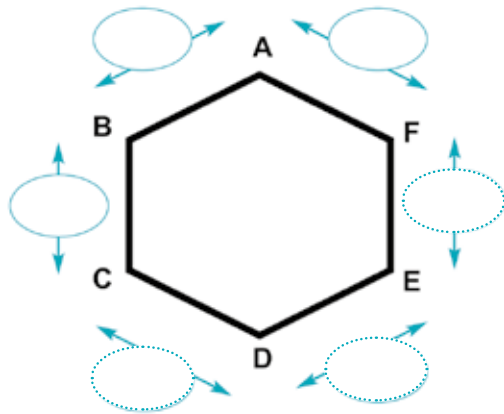
Coving

Beveled
coving**i** INFO
 Measurements
in cm.

i You can't find your drawing? **Please contact us.**
Please send this order form to: **export@cf.group**

HEXAGONAL FLAT BOTTOM

Customer N°:	Customer reference:	Order form date:	Company:
--------------	---------------------	------------------	----------

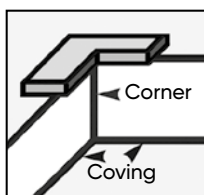
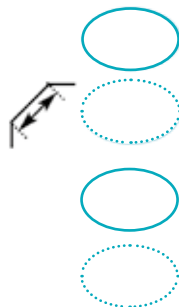


Corners

Straight cut corners

Coving

Beveled coving



INFO



Measurements in cm - **Mandatory**



Measurements in cm - **Not mandatory for CLASS brand liners.**

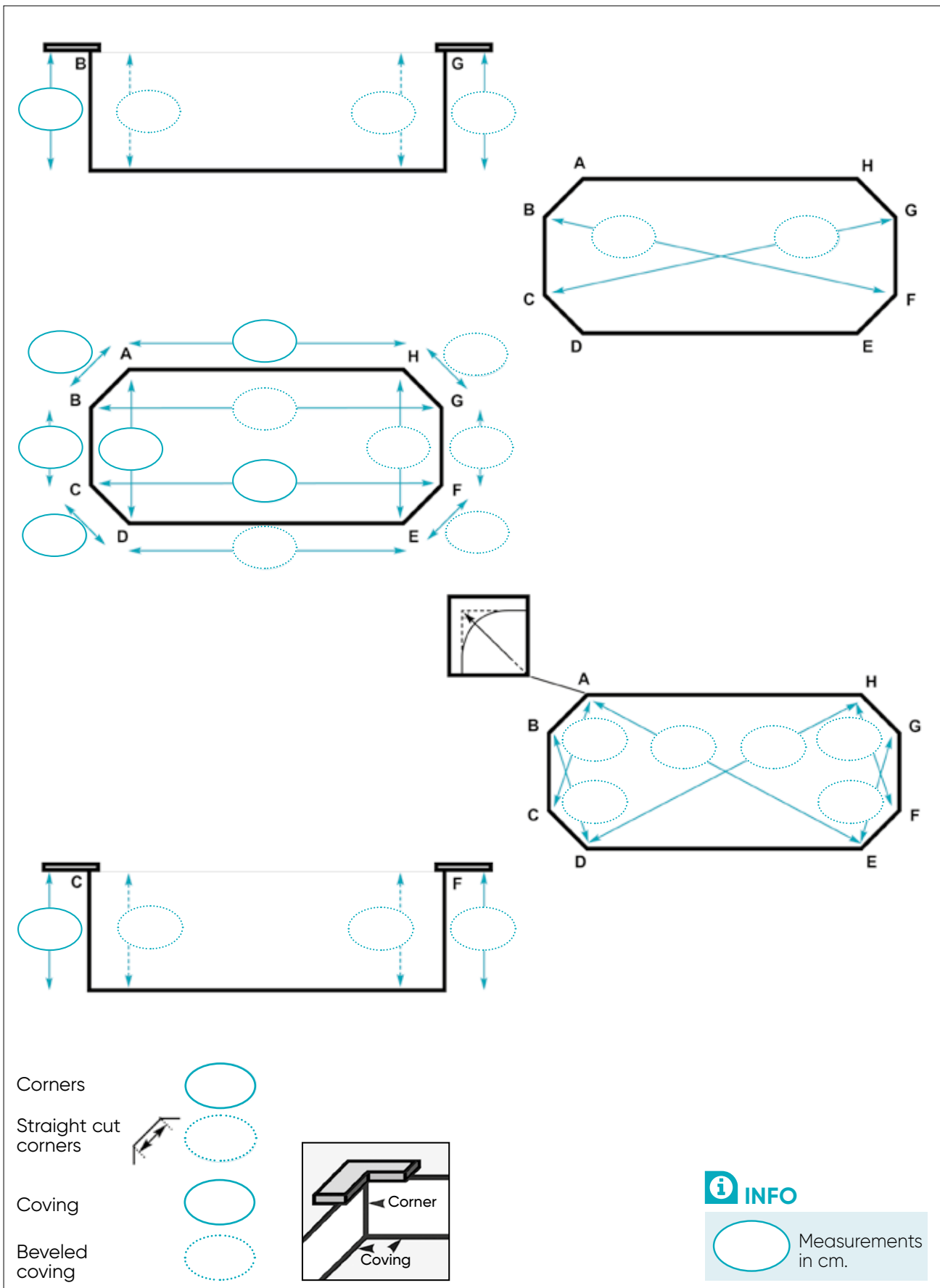
These measurements are recommended but not mandatory. If they are not provided, we will consider that the easurements given are symmetrical.



You can't find your drawing? **Please contact us.**

ELONGATED OCTAGONAL WITH FLAT BOTTOM

Customer N°:	Customer reference:	Order form date:	Company:
--------------	---------------------	------------------	----------



i You can't find your drawing? **Please contact us.**

OCTAGONAL WITH FLAT BOTTOM

Customer N°:	Customer reference:	Order form date:	Company:
--------------	---------------------	------------------	----------

Depths at points

A =
B =
C =
D =
E =
F =
G =
H =

AC =
AE =
AF =
AG =
BD =
BE =
BF =
BH =
CE =
CH =
DF =
DG =
DH =
EG =
FH =
CG =

We consider corner to be sharp

Coving

Beveled coving

i **INFO**


Measurements in cm.

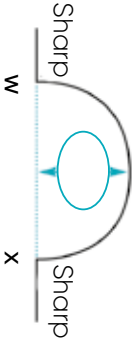
i You can't find your drawing? Please contact us.

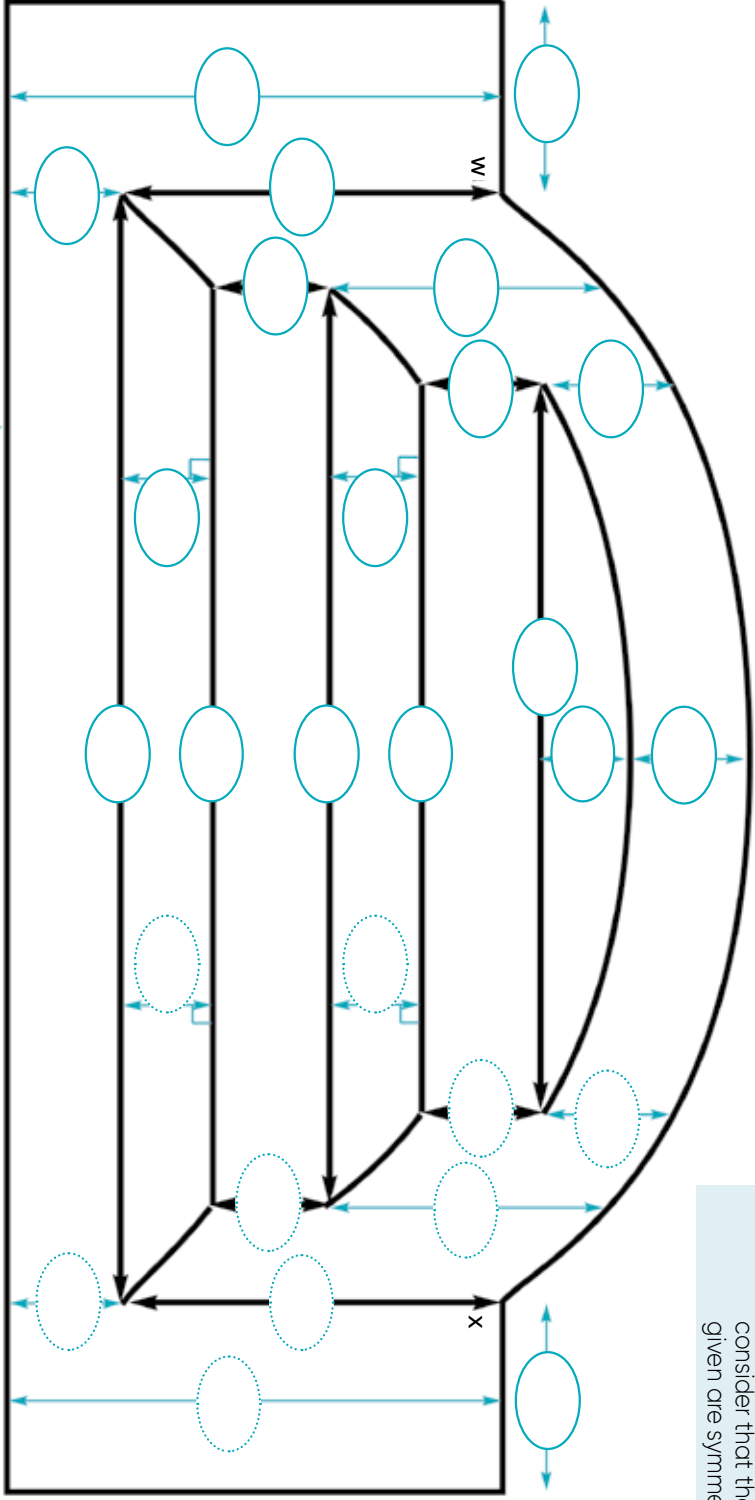
ROMAN STAIR – 3 STEPS

Customer N°:	Customer reference:	Order form date:	Company:
--------------	---------------------	------------------	----------

Position the stair







INFO


Measurements in cm - **Mandatory**

Measurements in cm - **Not mandatory for CLASS brand liners.**

These measurements are recommended but not mandatory. If they are not provided, we will consider that the measurements given are symmetrical.

Coving
Beveled coving

All the other corners and coving are sharp


 You can't find your drawing? **Please contact us.**

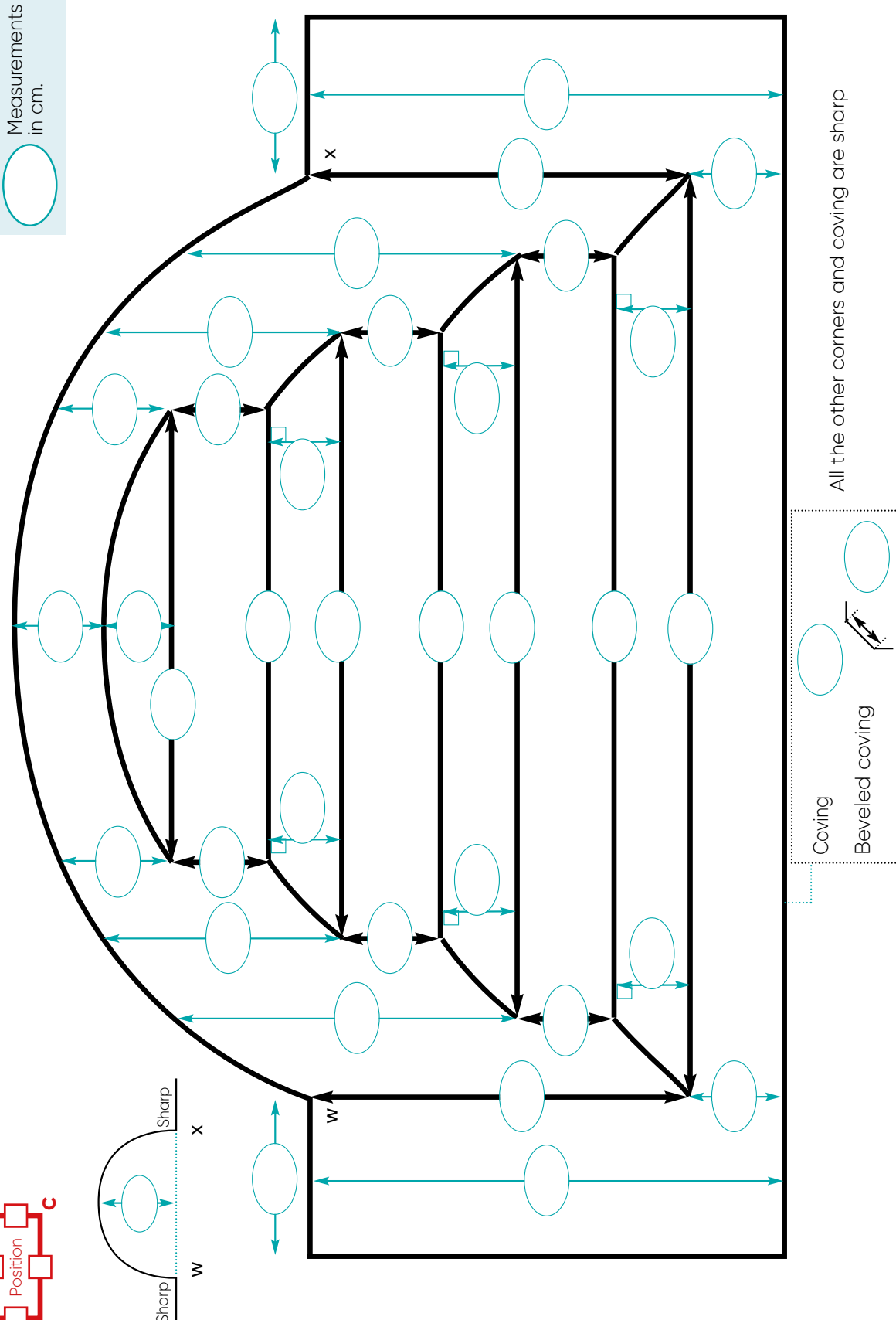
ROMAN STAIR - 4 STEPS

Customer N°:	Customer reference:	Order form date:	Company:
--------------	---------------------	------------------	----------

INFO

Measurements in cm.





Position the stair

A B C D

Position

Sharp

w

x

Sharp

Coving

Beveled coving

All the other corners and coving are sharp

i You can't find your drawing? **Please contact us.**

SQUARE OR TRAPEZOID OR FULL WIDTH STAIR – 2 STEPS

Customer N°:	Customer reference:	Order form date:	Company:
--------------	---------------------	------------------	----------

i INFO

Measurements
in cm.

Position the stair

Corners

Straight cut corners

All the other corners and coving are sharp

Coving

Beveled coving

i You can't find your drawing? **Please contact us.**

SQUARE OR TRAPEZOID OR FULL WIDTH STAIR - 3 STEPS

Customer N°:	Customer reference:	Order form date:	Company:
--------------	---------------------	------------------	----------

INFO

Measurements in cm - **Mandatory**

Measurements in cm - **Not mandatory for CLASS brand liners.**

These measurements are recommended but not mandatory. If they are not provided, we will consider that the measurements given are symmetrical.

Position the stair

Corners
Straight cut corners

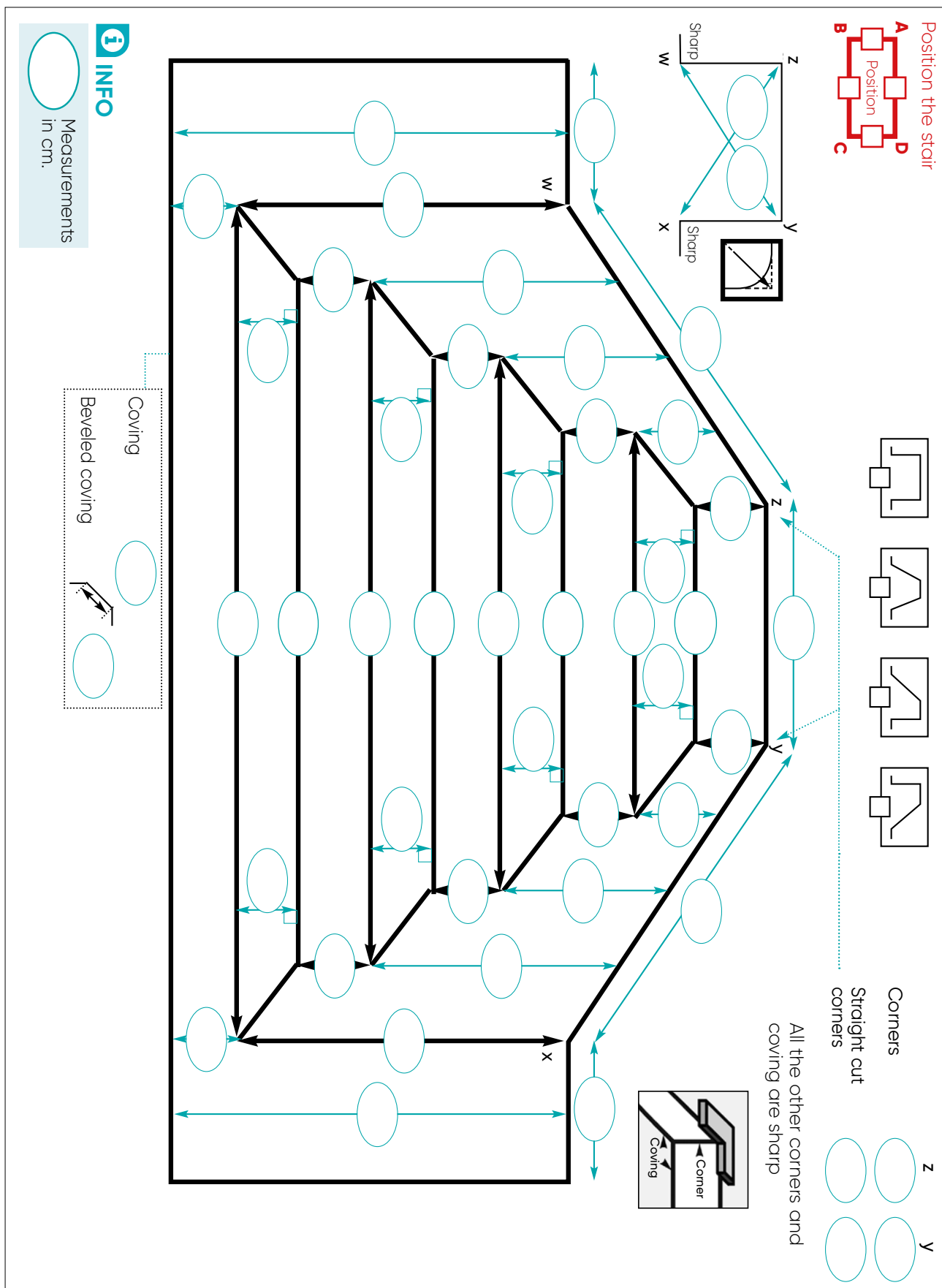
Coving
Beveled coving

Sharp

i You can't find your drawing? **Please contact us.**

SQUARE OR TRAPEZOID OR FULL WIDTH STAIR - 4 STEPS

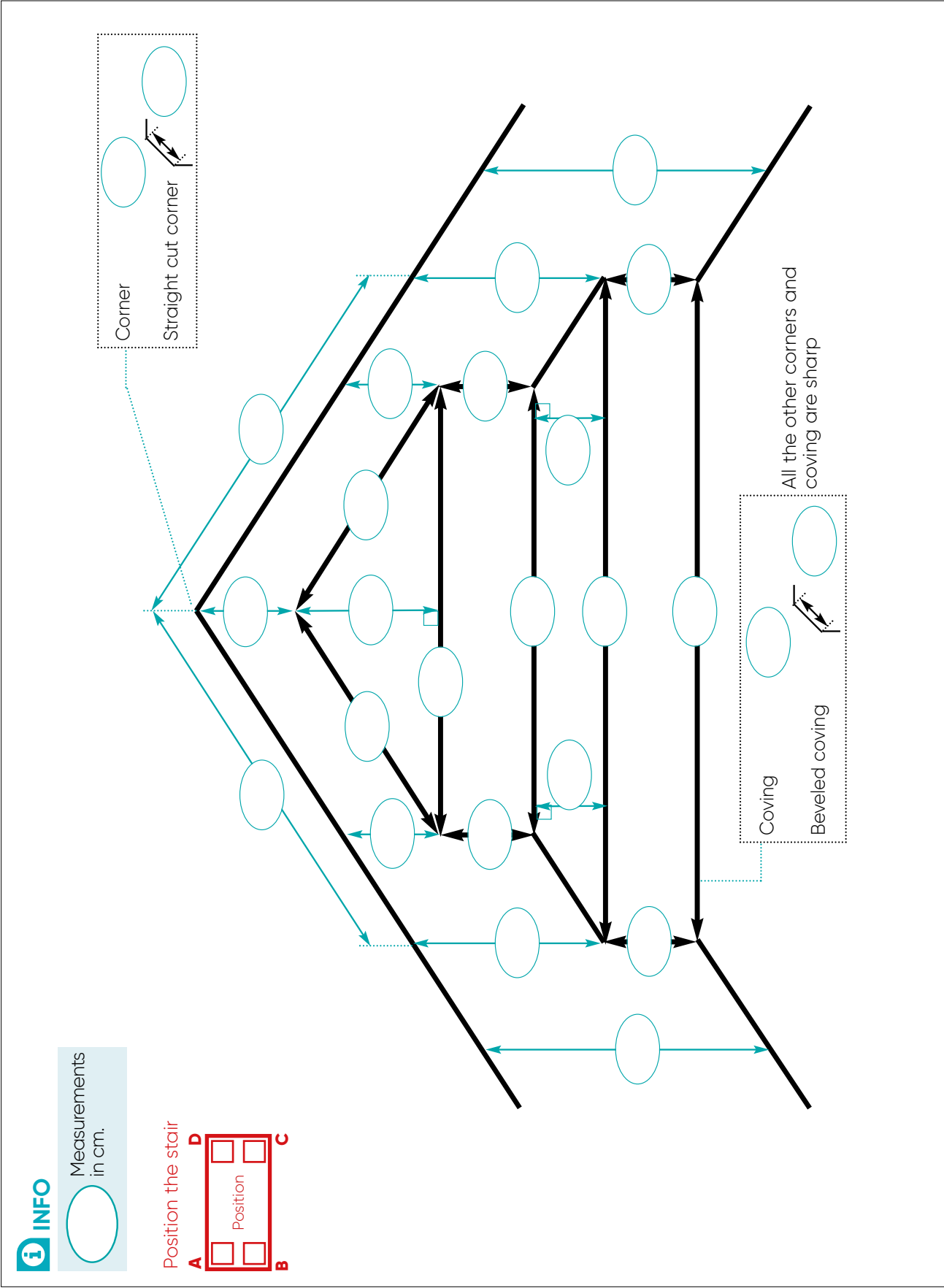
Customer N°:	Customer reference:	Order form date:	Company:
--------------	---------------------	------------------	----------



i You can't find your drawing? **Please contact us.**

CORNER STAIR - 2 STEPS

Customer N°:	Customer reference:	Order form date:	Company:
--------------	---------------------	------------------	----------



i You can't find your drawing? **Please contact us.**

CORNER STAIR - 3 STEPS

Customer N°:	Customer reference:	Order form date:	Company:
--------------	---------------------	------------------	----------

INFO

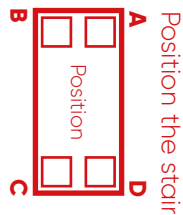


Measurements in cm -
Mandatory

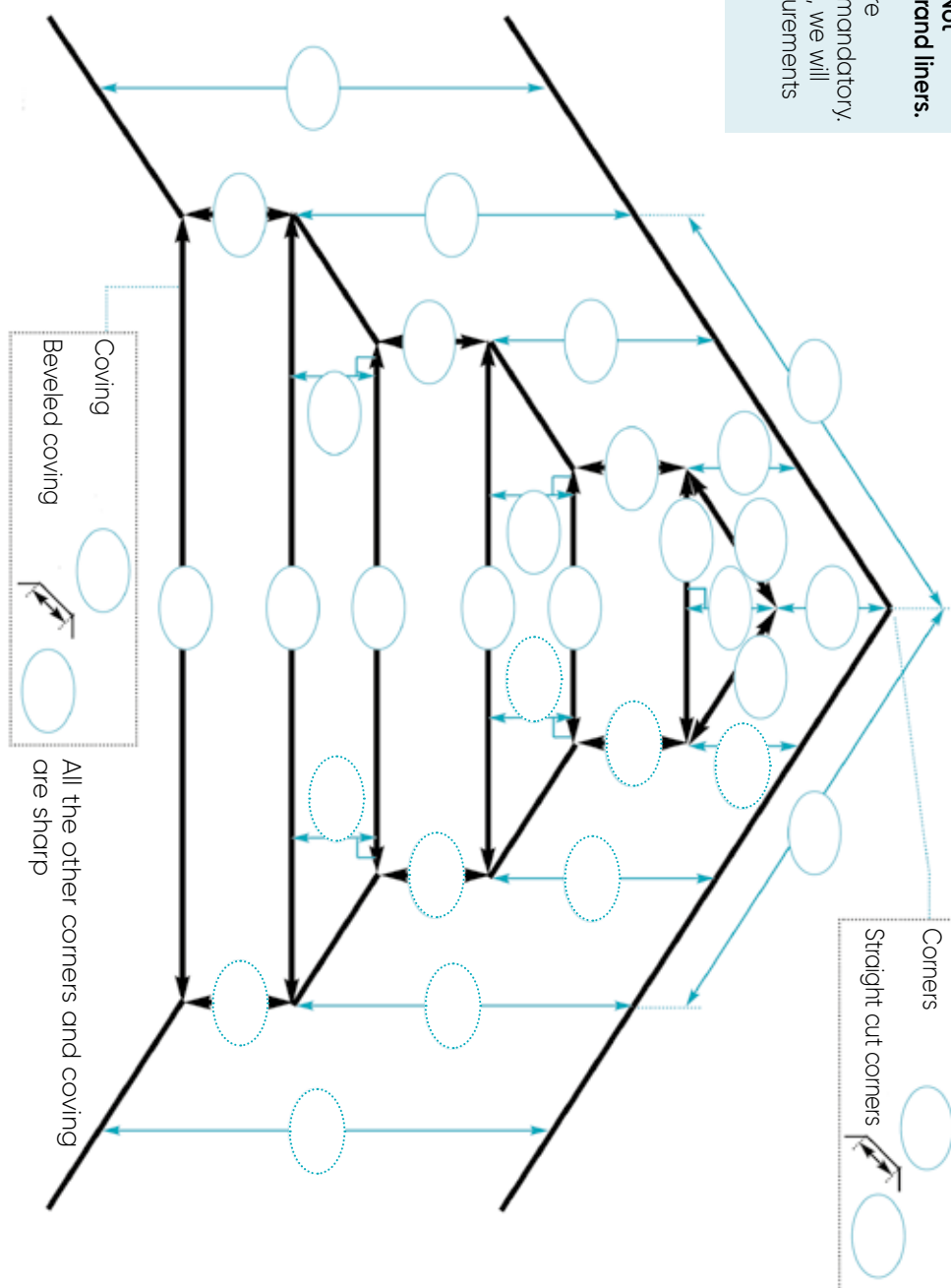


Measurements in cm - **Not mandatory for CLASS brand liners.**

These measurements are recommended but not mandatory. If they are not provided, we will consider that the measurements given are symmetrical.

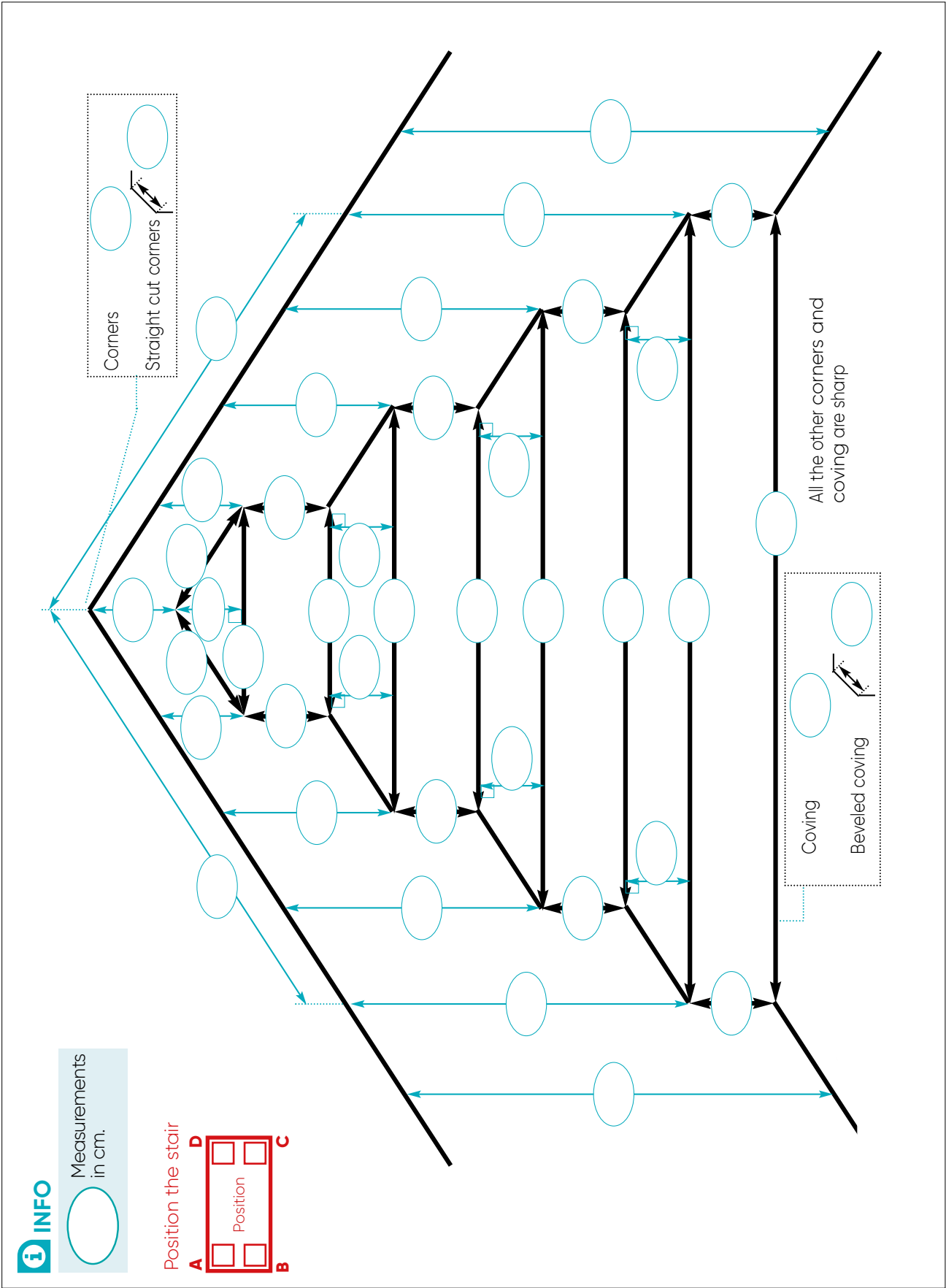


Position the stair



You can't find your drawing? **Please contact us.**

Customer N°:	Customer reference:	Order form date:	Company:
--------------	---------------------	------------------	----------



i You can't find your drawing? Please contact us.

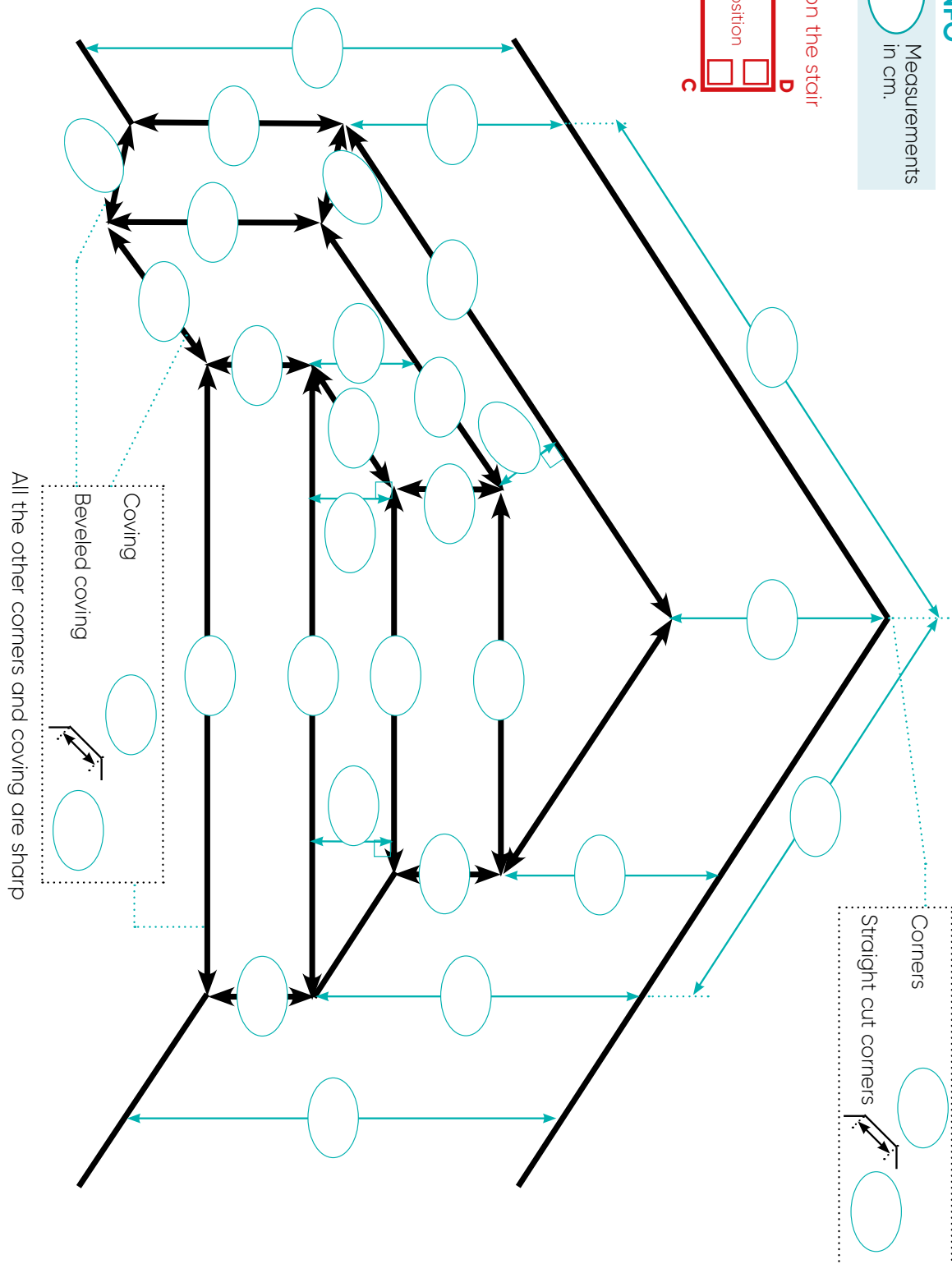
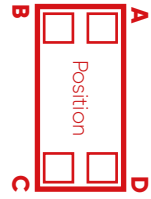
CORNER BENCH STAIR - 2 STEPS - LEFT

Customer N°:	Customer reference:	Order form date:	Company:
--------------	---------------------	------------------	----------

i INFO

Measurements
in cm.

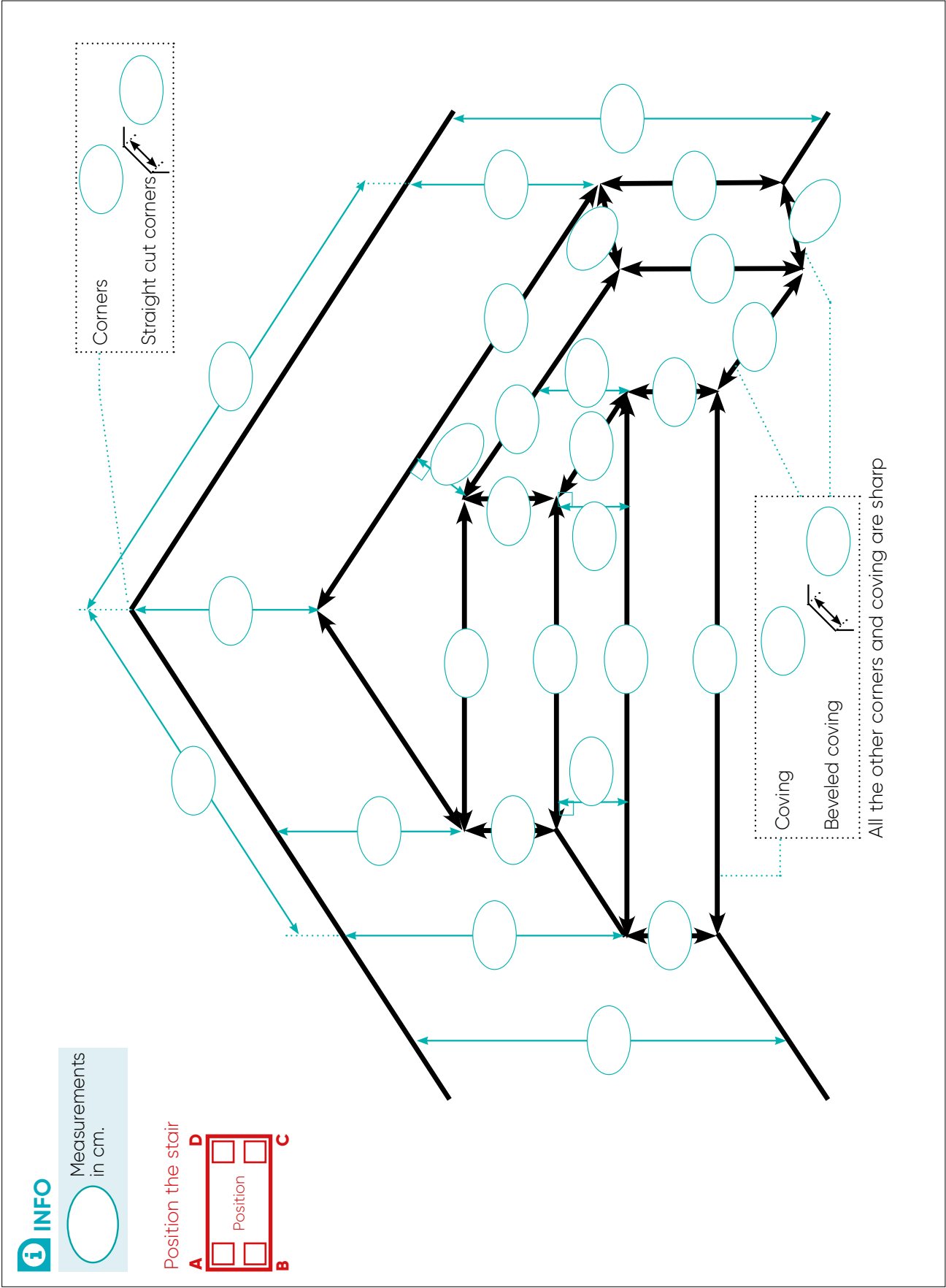
Position the stair



You can't find your drawing? **Please contact us.**

CORNER BENCH STAIR - 2 STEPS - RIGHT

Customer N°:	Customer reference:	Order form date:	Company:
--------------	---------------------	------------------	----------



i You can't find your drawing? **Please contact us.**

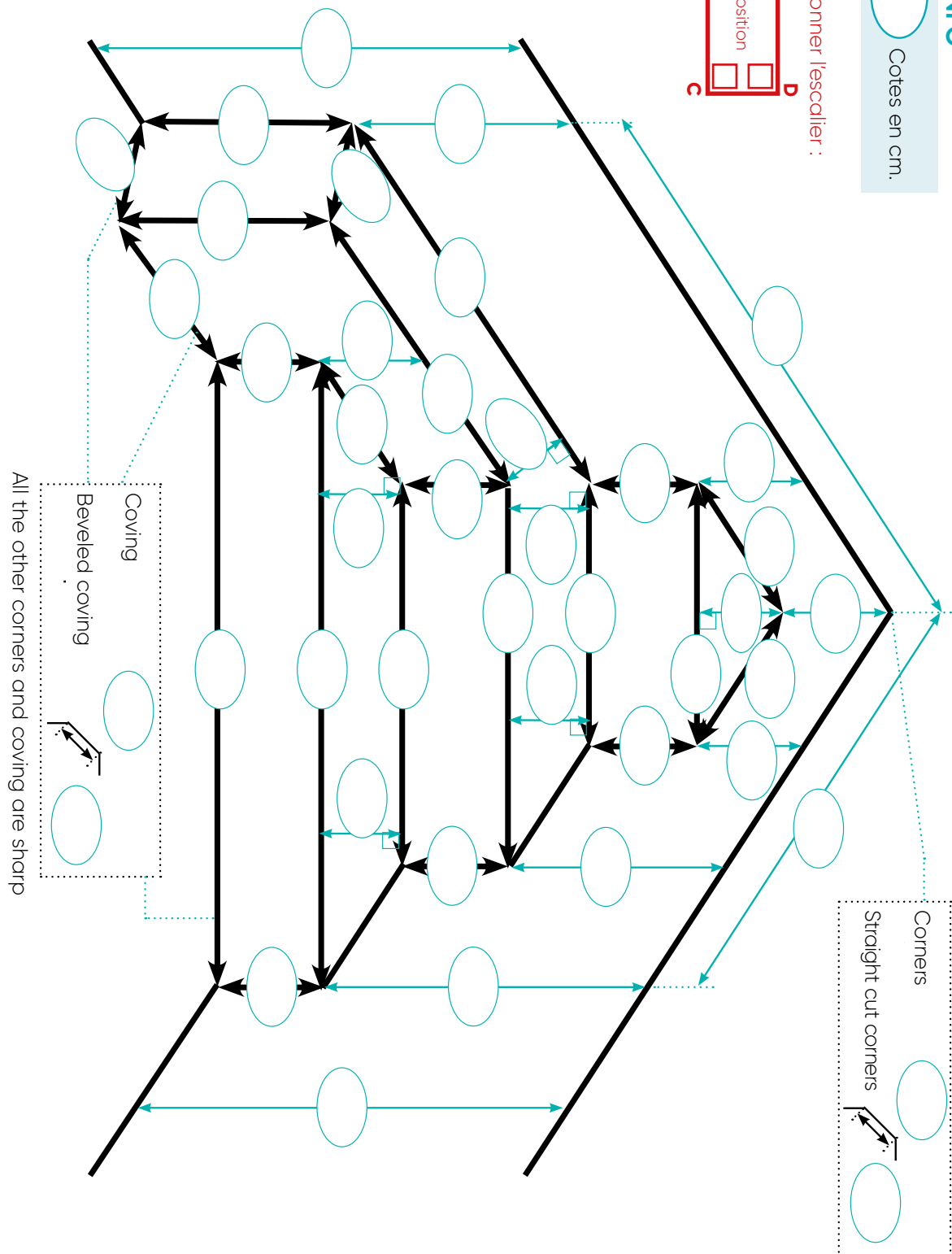
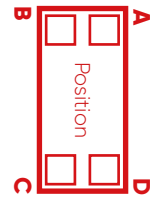
CORNER BENCH STAIR - 3 STEPS - LEFT

Customer N°:	Customer reference:	Order form date:	Company:
--------------	---------------------	------------------	----------

i INFO

○ Cotes en cm.

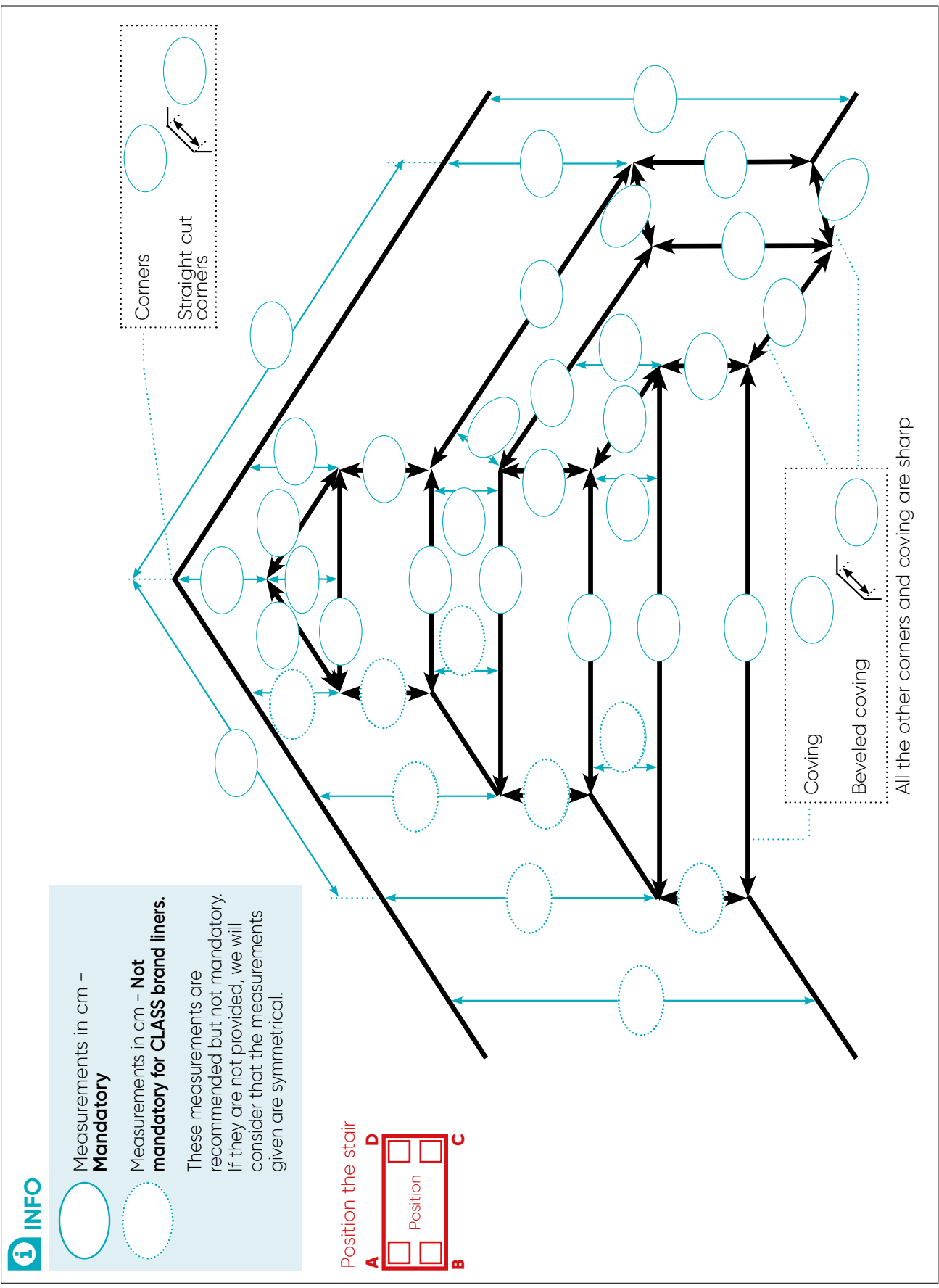
Positionner l'escalier :



You can't find your drawing? **Please contact us.**

CORNER BENCH STAIR - 3 STEPS - RIGHT

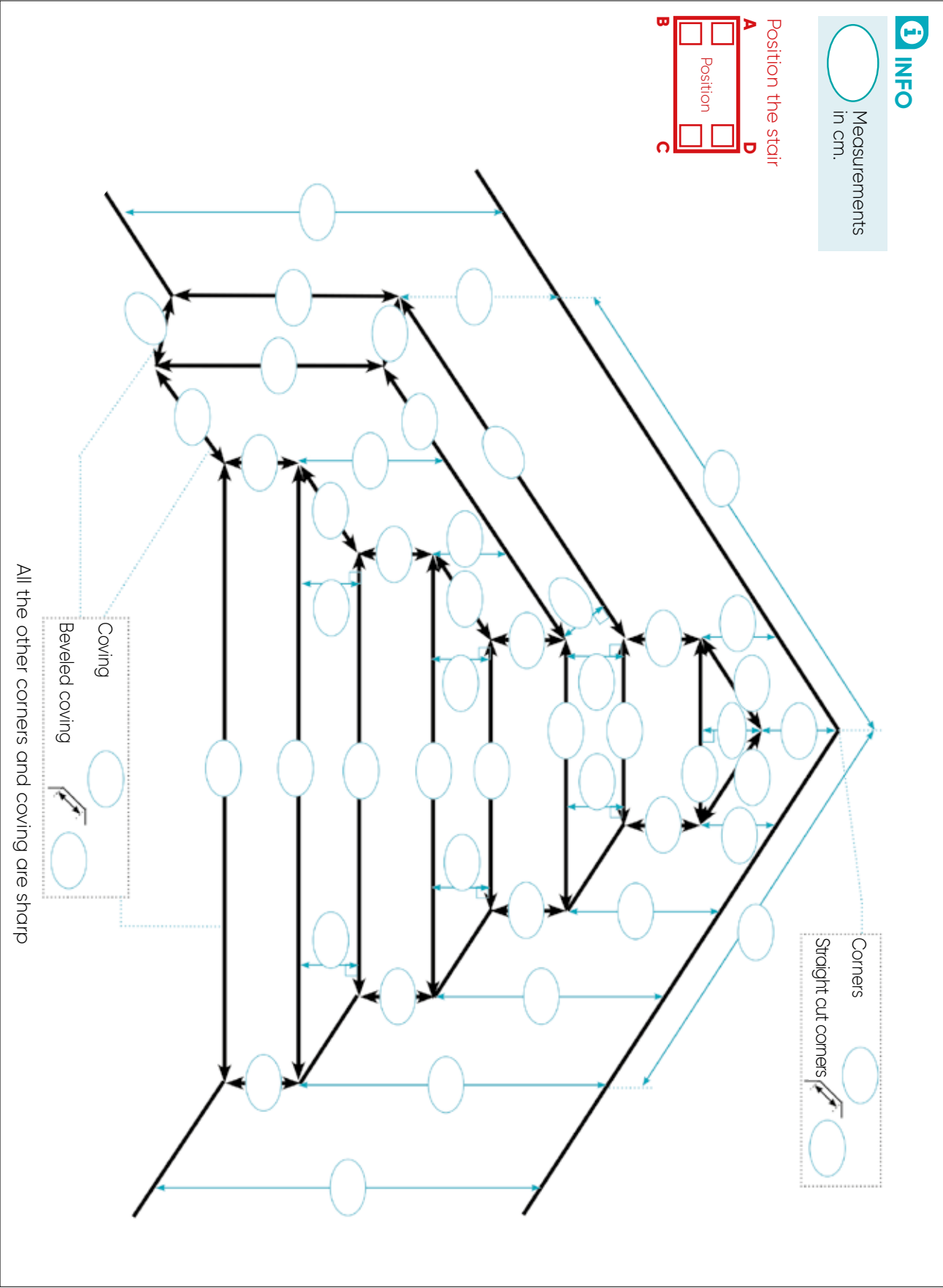
Customer N°:	Customer reference:	Order form date:	Company:
--------------	---------------------	------------------	----------




i You can't find your drawing? **Please contact us.**

CORNER BENCH STAIR - 4 STEPS - LEFT

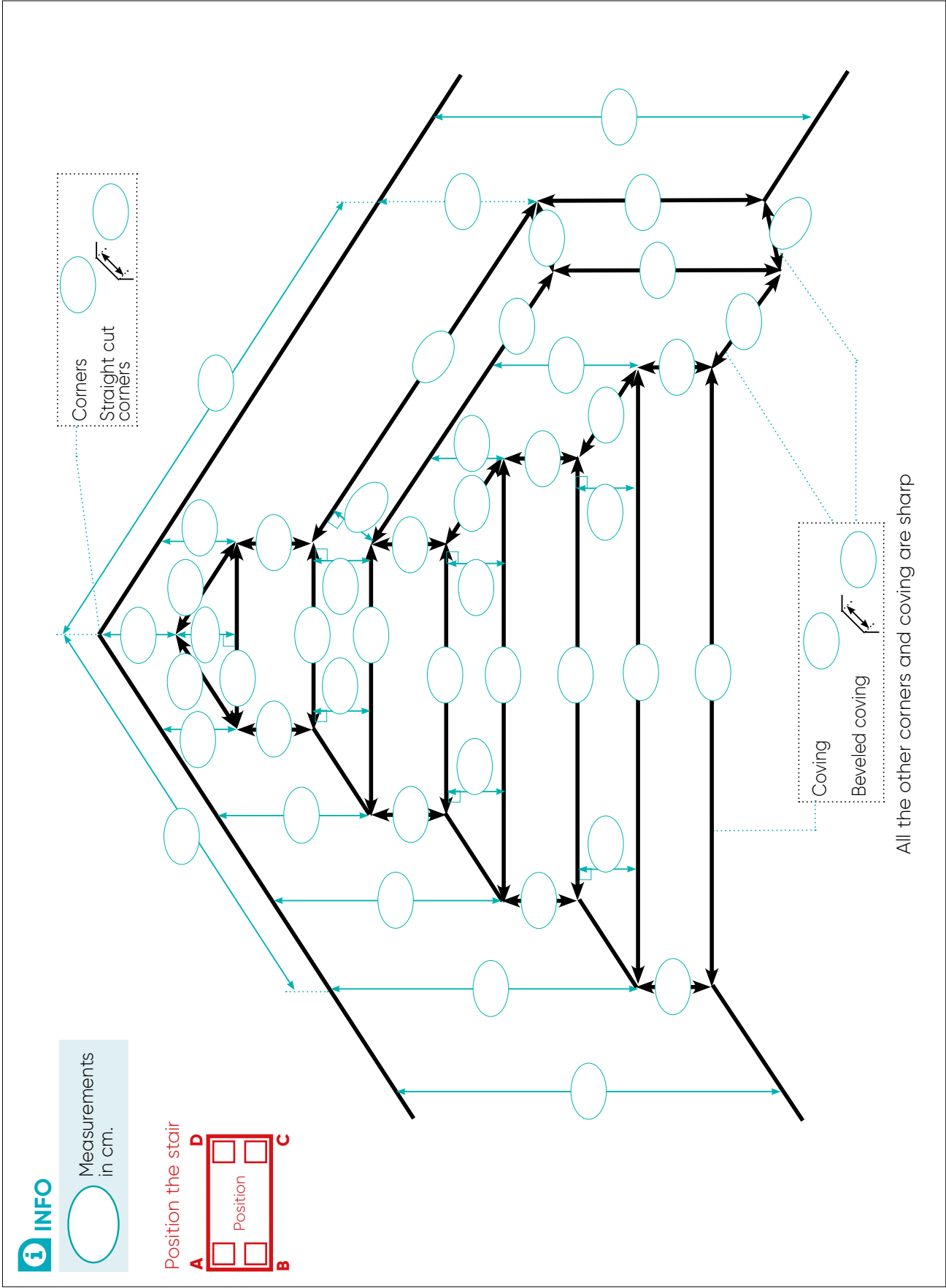
Customer N°:	Customer reference:	Order form date:	Company:
--------------	---------------------	------------------	----------



 You can't find your drawing? **Please contact us.**

CORNER BENCH STAIR - 4 STEPS - RIGHT

Customer N°:	Customer reference:	Order form date:	Company:
--------------	---------------------	------------------	----------



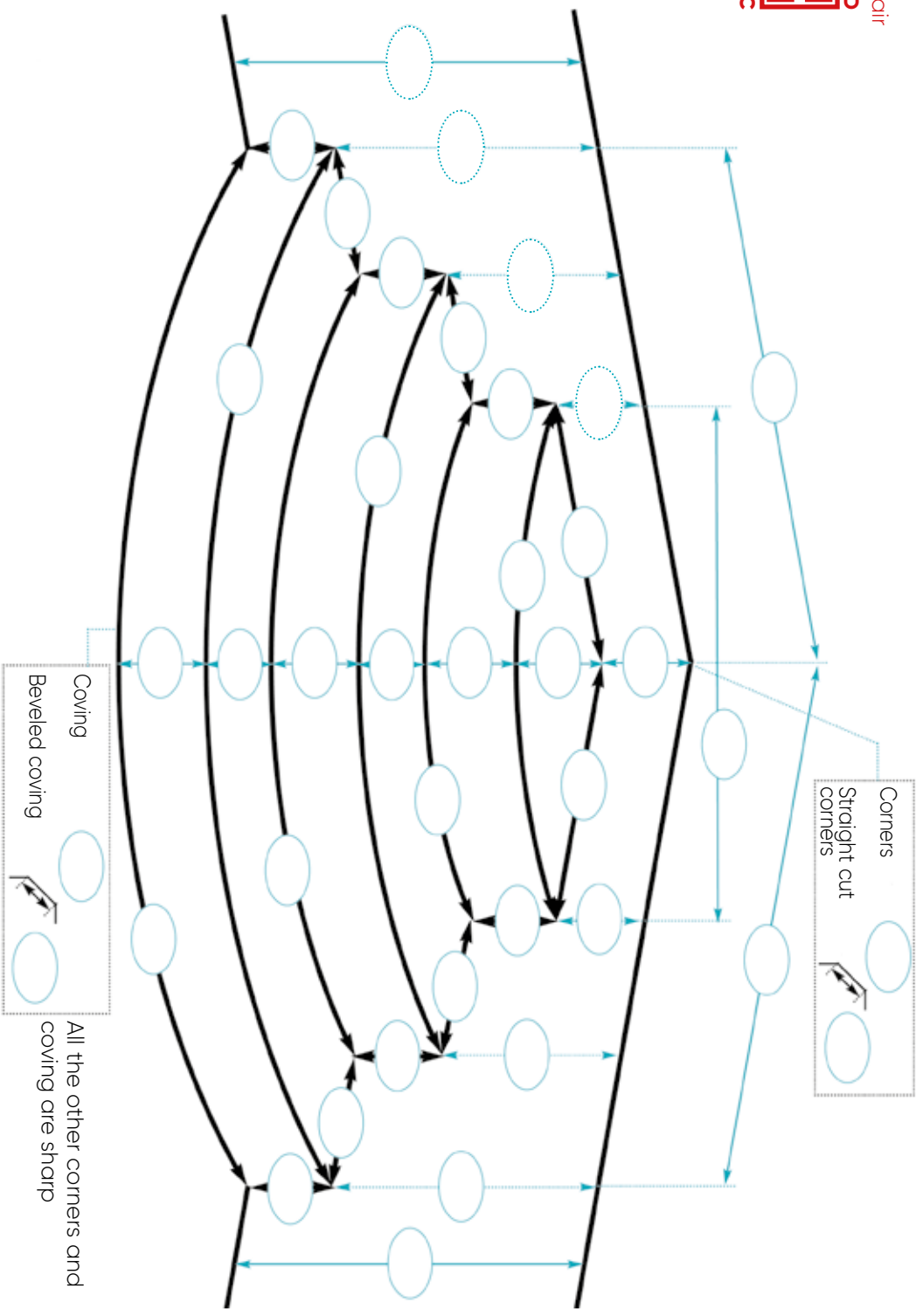
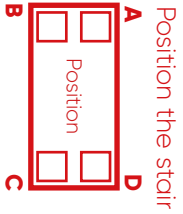
i You can't find your drawing? **Please contact us.**

ROUNDED CORNER STAIR – 3 STEPS

Customer N°:	Customer reference:	Order form date:	Company:
--------------	---------------------	------------------	----------

INFO

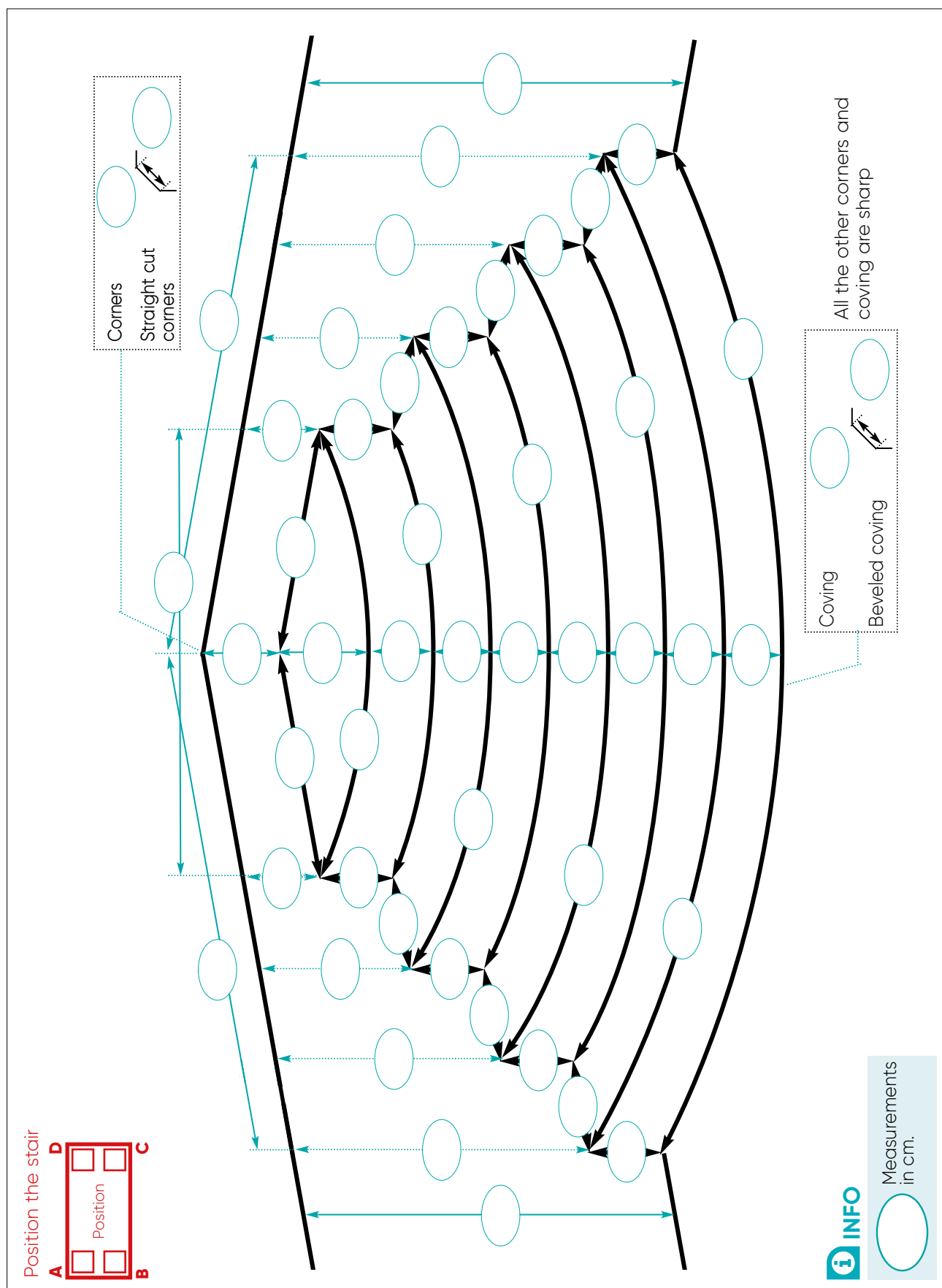
Measurements
in cm.



i You can't find your drawing? **Please contact us.**

ROUNDED CORNER STAIR - 4 STEPS

Customer N°:	Customer reference:	Order form date:	Company:
--------------	---------------------	------------------	----------

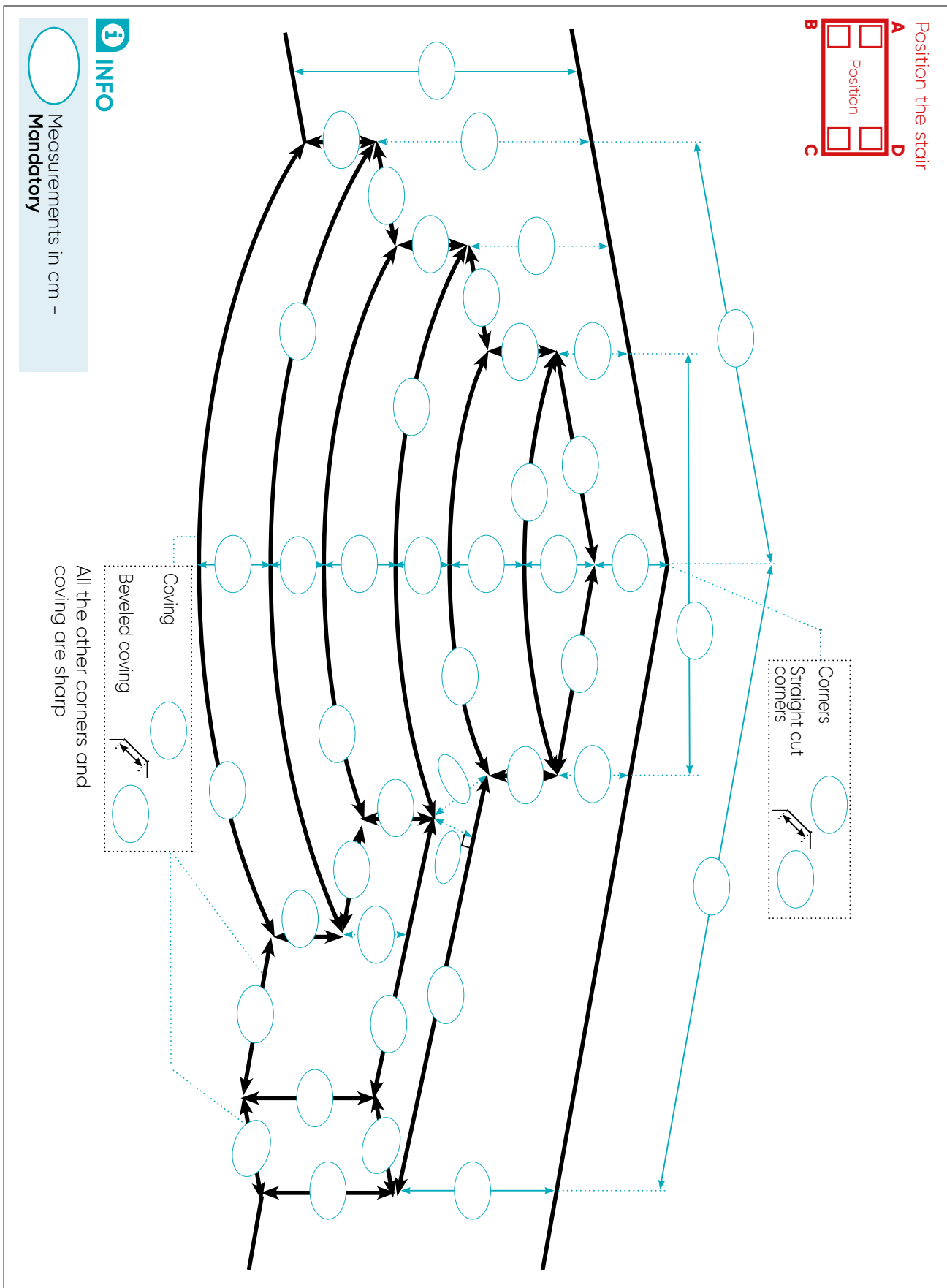


You can't find your drawing? **Please contact us.**

Please send this order form to: export@cf.group

ROUNDED CORNER STAIR + BENCH - 3 STEPS

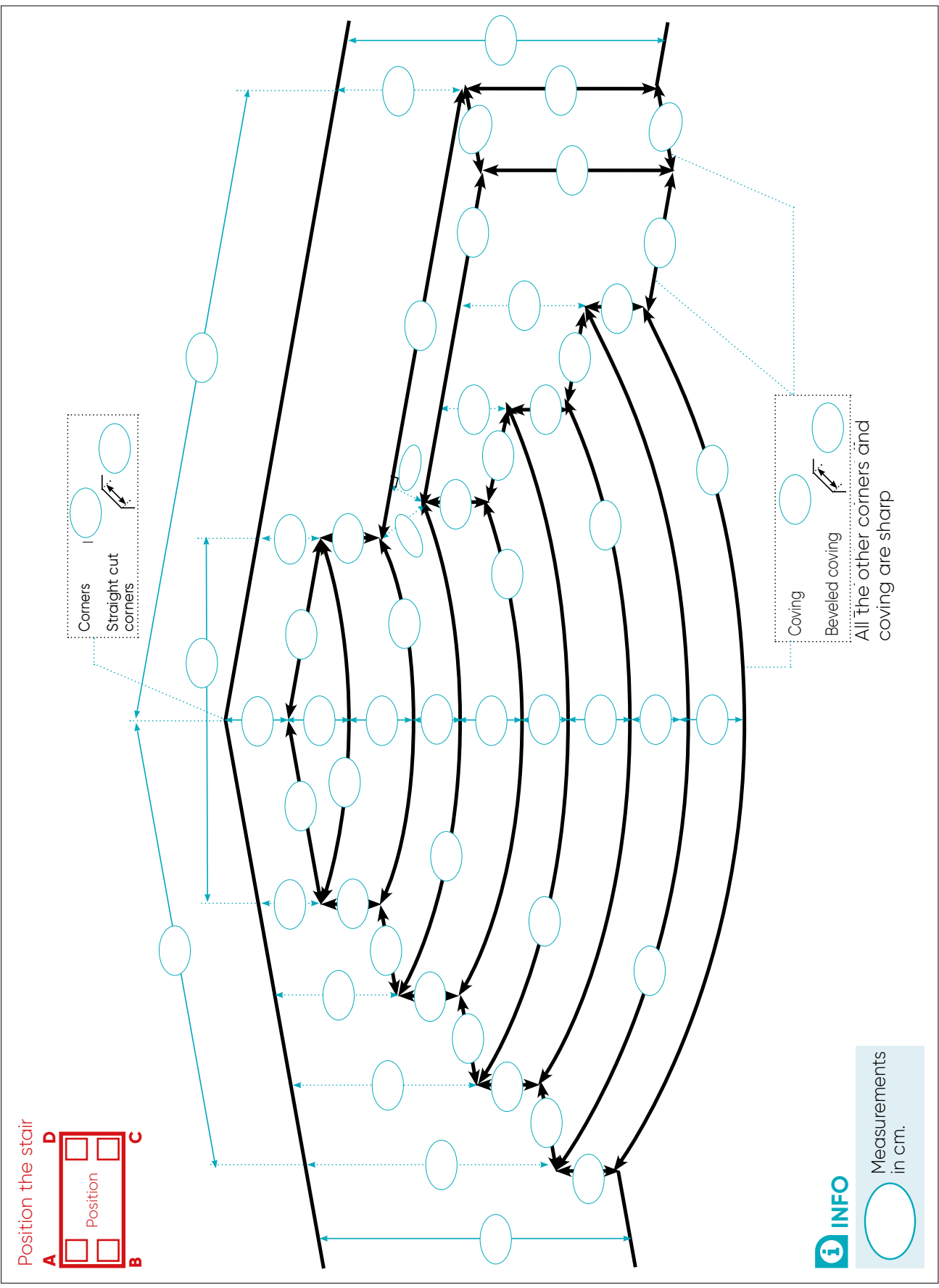
Customer N°:	Customer reference:	Order form date:	Company:
--------------	---------------------	------------------	----------



i You can't find your drawing? **Please contact us.**

ROUNDED CORNER STAIR + BENCH - 4 STEPS

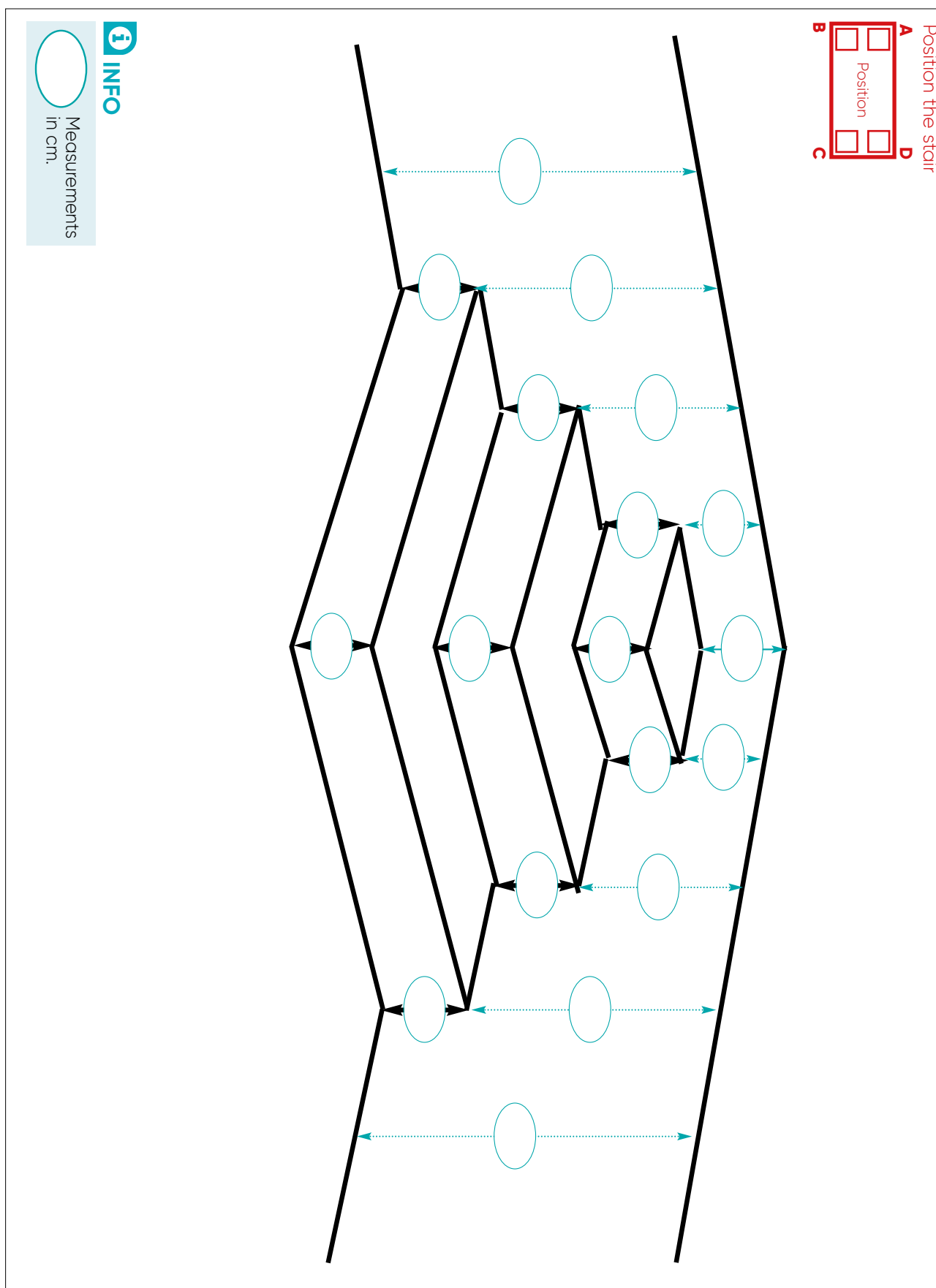
Customer N°:	Customer reference:	Order form date:	Company:
--------------	---------------------	------------------	----------



i You can't find your drawing? Please contact us.

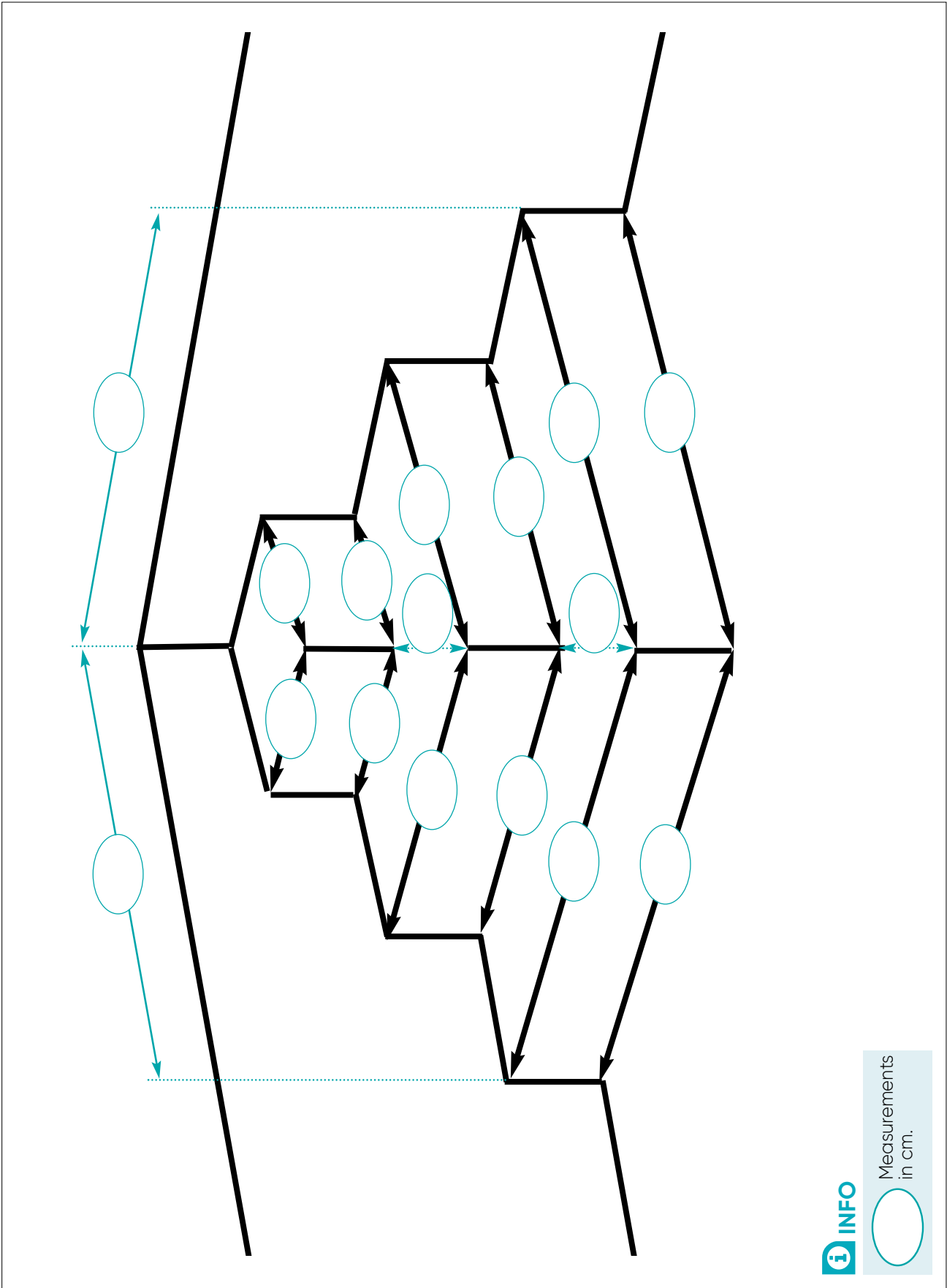
CUT CORNER STAIR - 3 STEPS - 1/3

Customer N°:	Customer reference:	Order form date:	Company:
--------------	---------------------	------------------	----------



i You can't find your drawing? **Please contact us.**

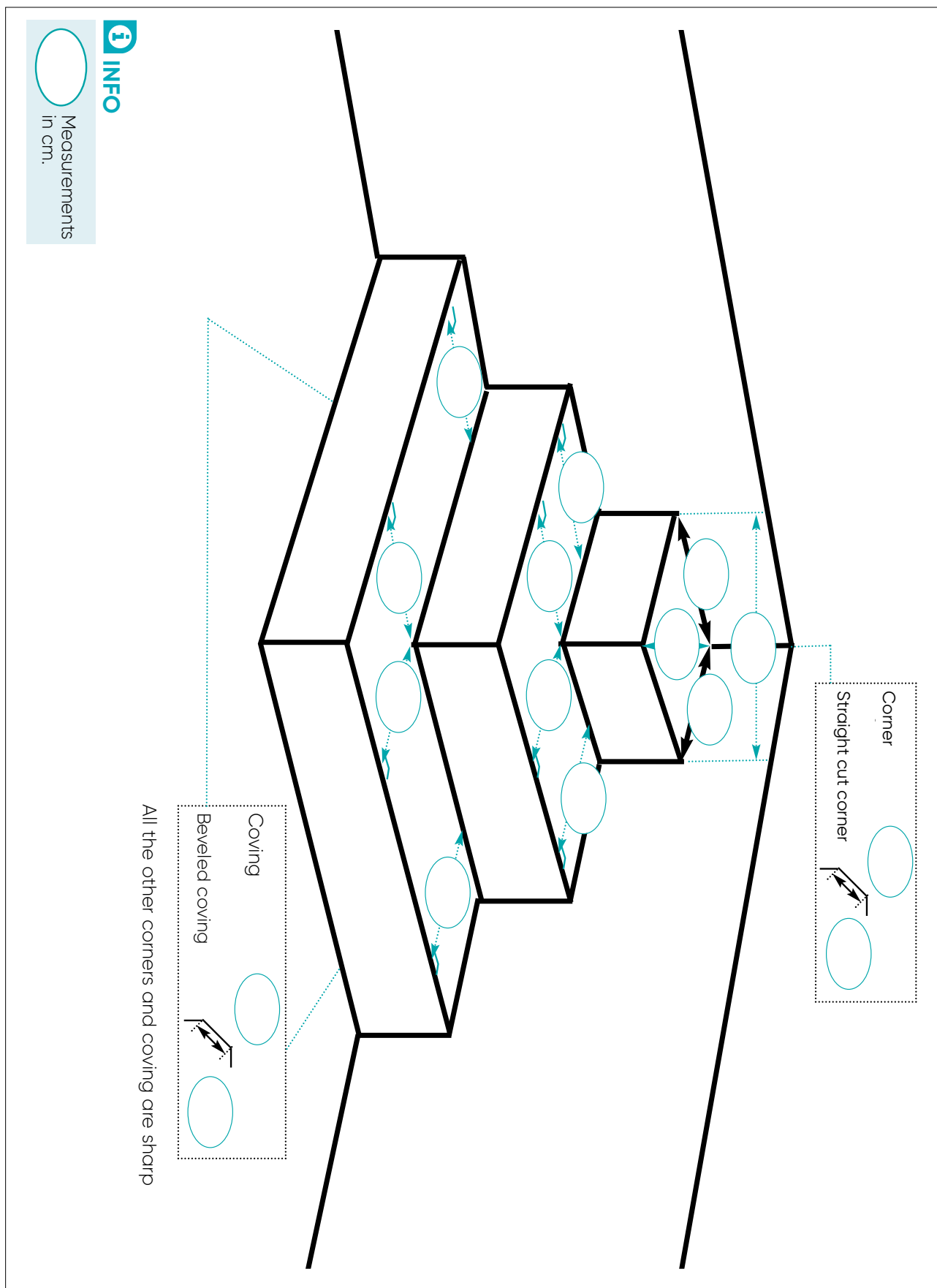
Customer N°:	Customer reference:	Order form date:	Company:
--------------	---------------------	------------------	----------



i You can't find your drawing? **Please contact us.**

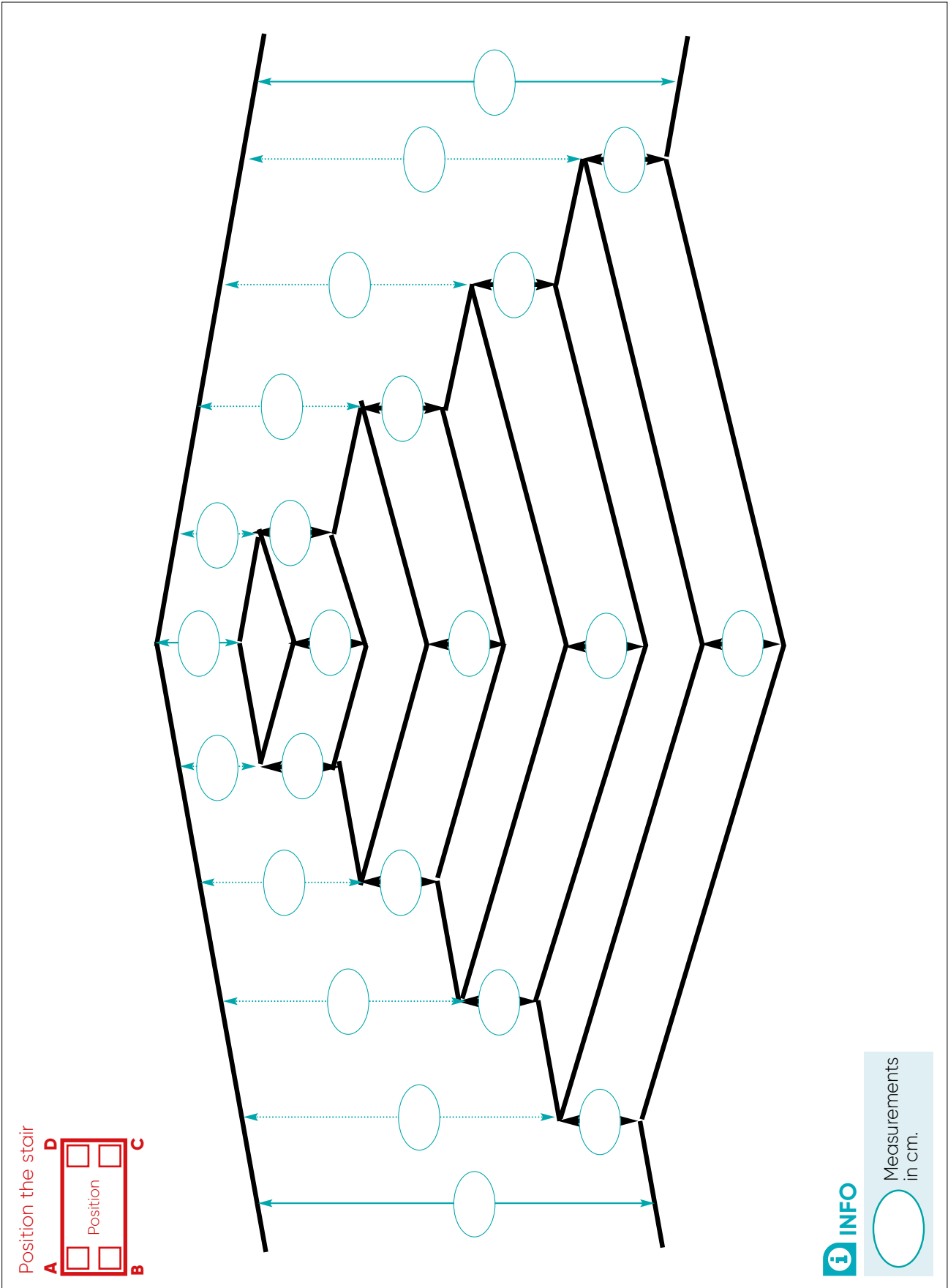
CUT CORNER STAIR - 3 STEPS - 3/3

Customer N°:	Customer reference:	Order form date:	Company:
--------------	---------------------	------------------	----------



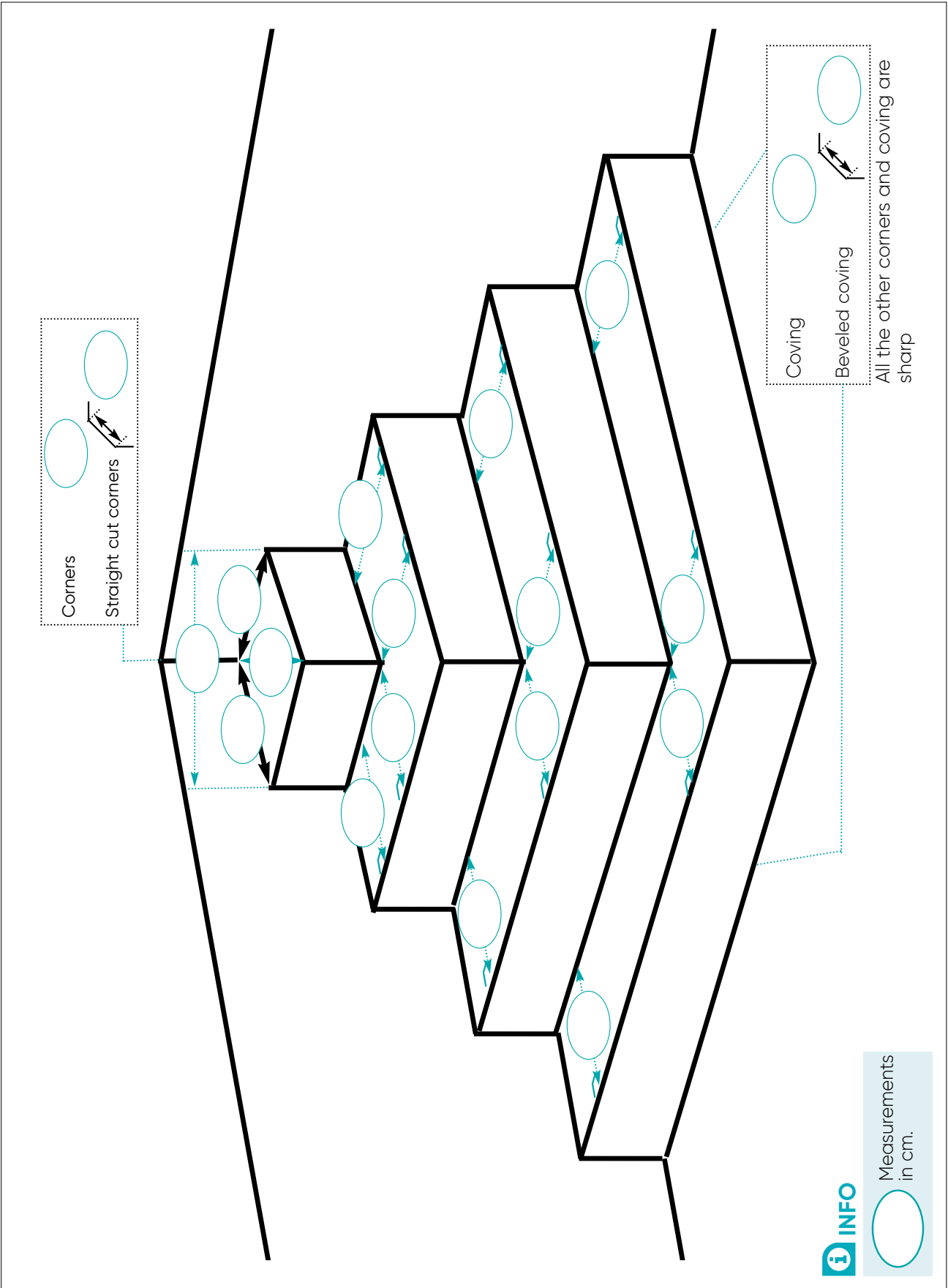
INFO You can't find your drawing? **Please contact us.**

Customer N°:	Customer reference:	Order form date:	Company:
--------------	---------------------	------------------	----------



i You can't find your drawing? **Please contact us.**

Customer N°:	Customer reference:	Order form date:	Company:
--------------	---------------------	------------------	----------

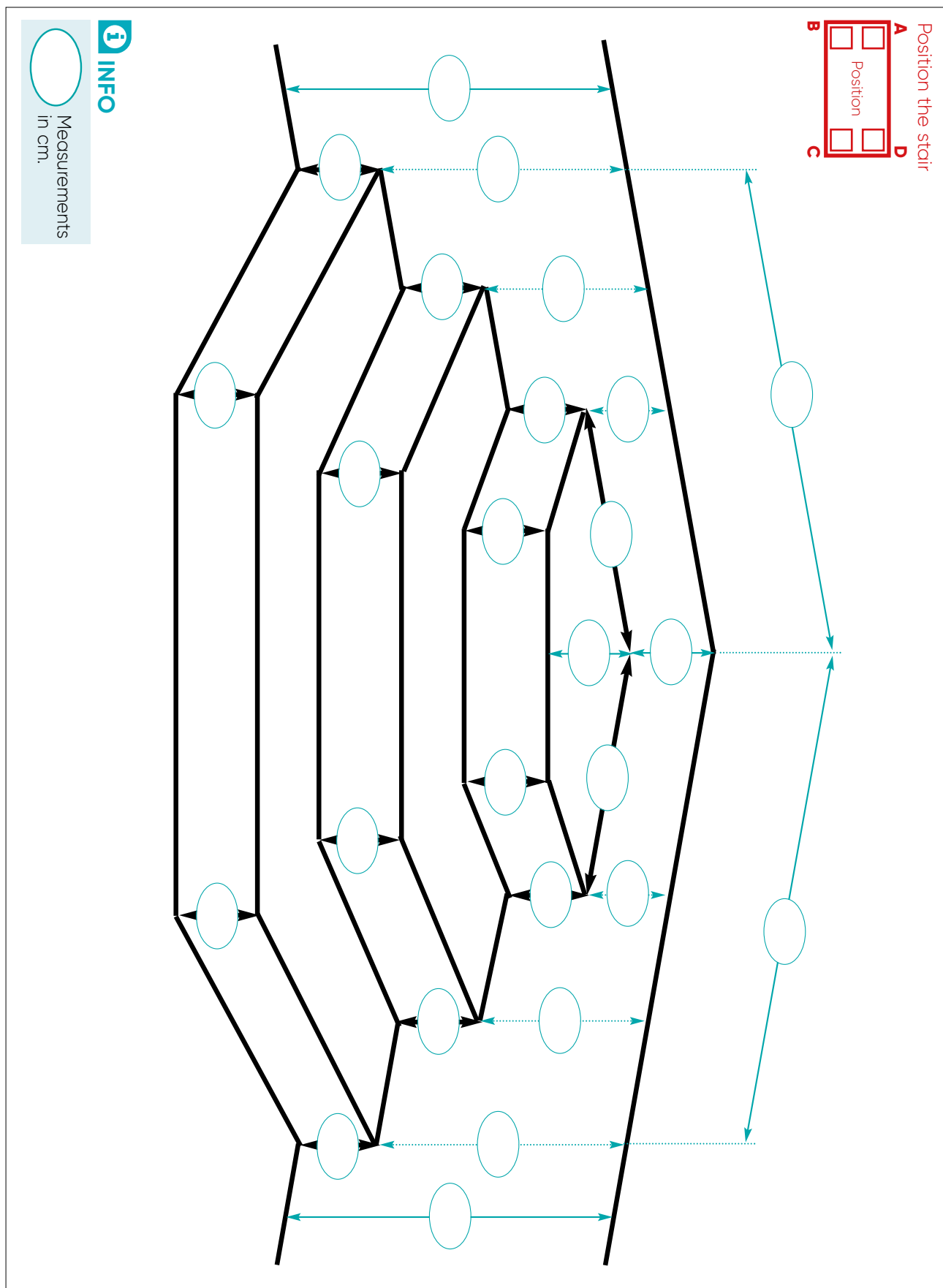


i You can't find your drawing? **Please contact us.**

Please send this order form to: **export@cf.group**

3-SIDED CUT CORNER STAIR - 3 STEPS - 1/3

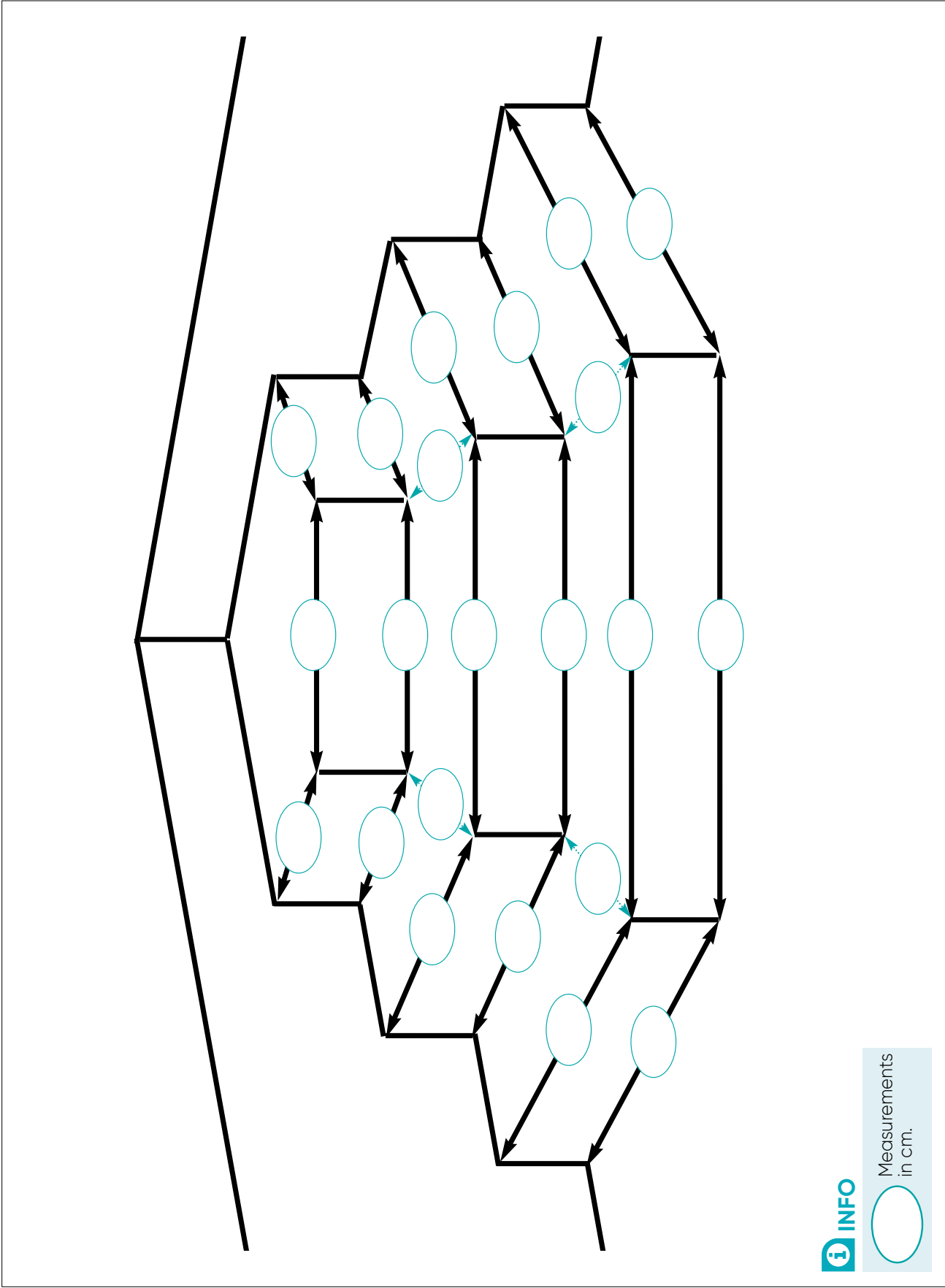
Customer N°:	Customer reference:	Order form date:	Company:
--------------	---------------------	------------------	----------



i You can't find your drawing? **Please contact us.**

3-SIDED CUT CORNER STAIR - 3 STEPS - 2/3

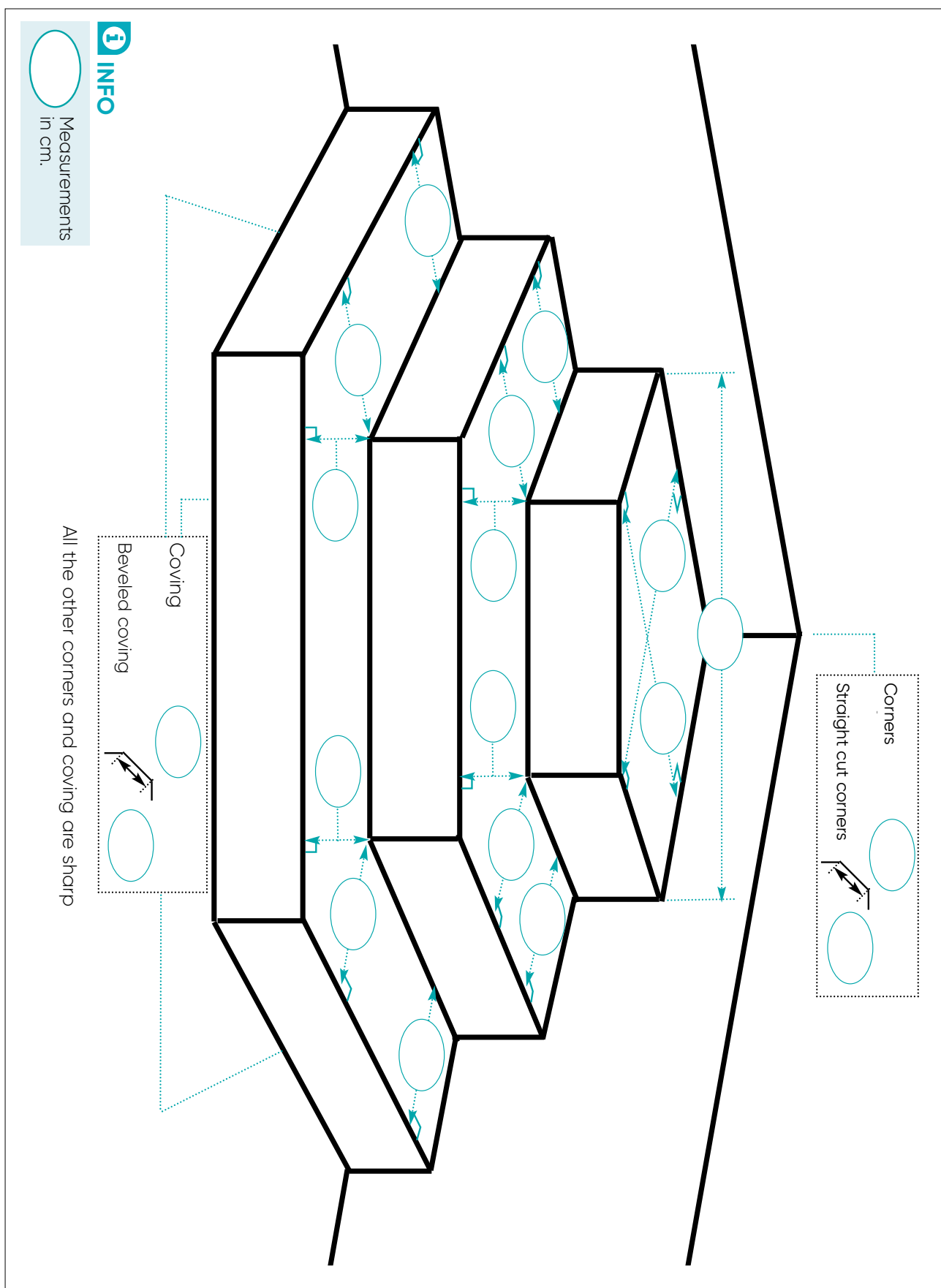
Customer N°:	Customer reference:	Order form date:	Company:
--------------	---------------------	------------------	----------



i You can't find your drawing? **Please contact us.**

3-SIDED CUT CORNER STAIR - 3 STEPS - 3/3

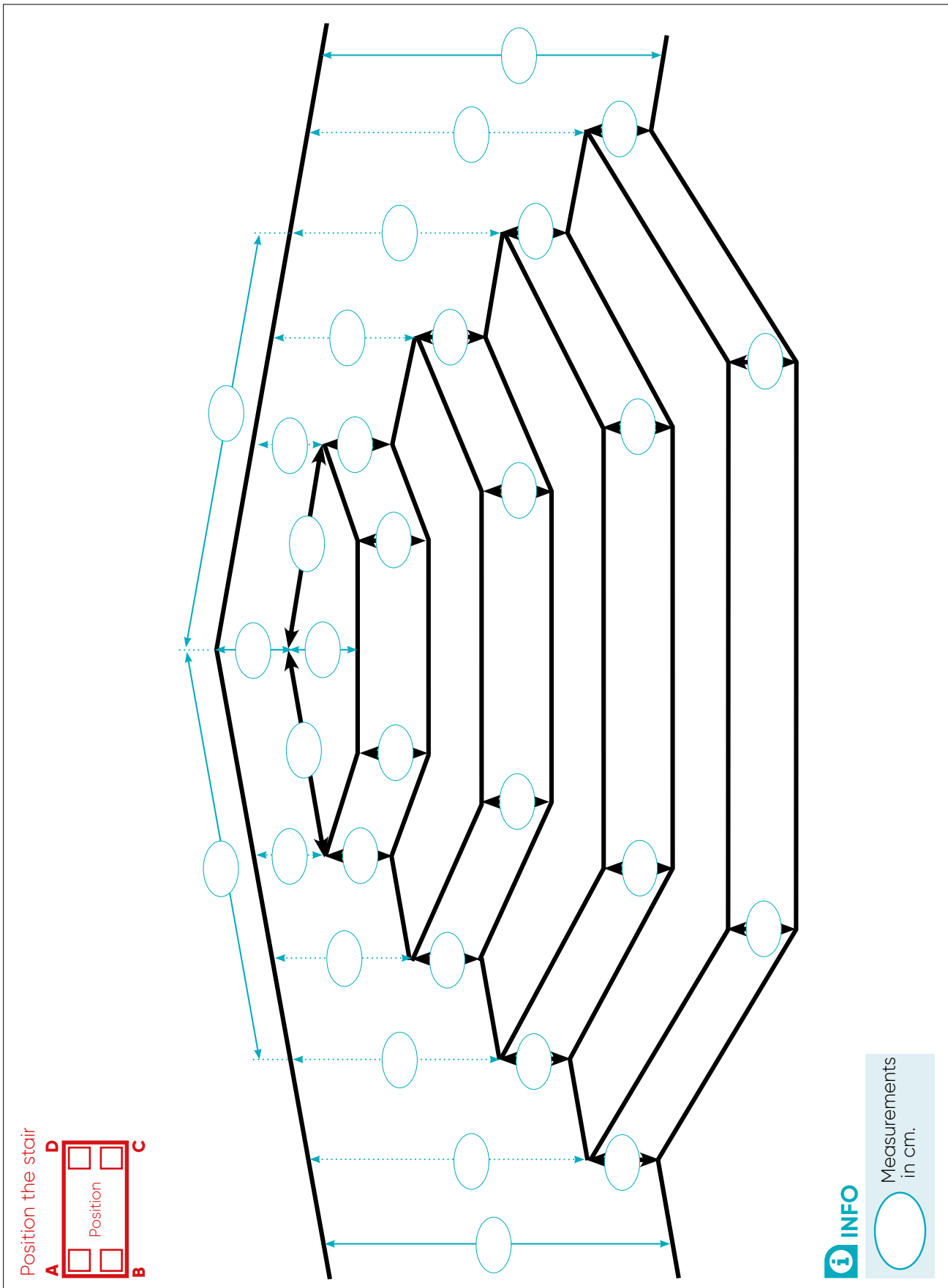
Customer N°:	Customer reference:	Order form date:	Company:
--------------	---------------------	------------------	----------



i You can't find your drawing? **Please contact us.**

3-SIDED CUT CORNER STAIR - 4 STEPS - 1/3

Customer N°:	Customer reference:	Order form date:	Company:
--------------	---------------------	------------------	----------

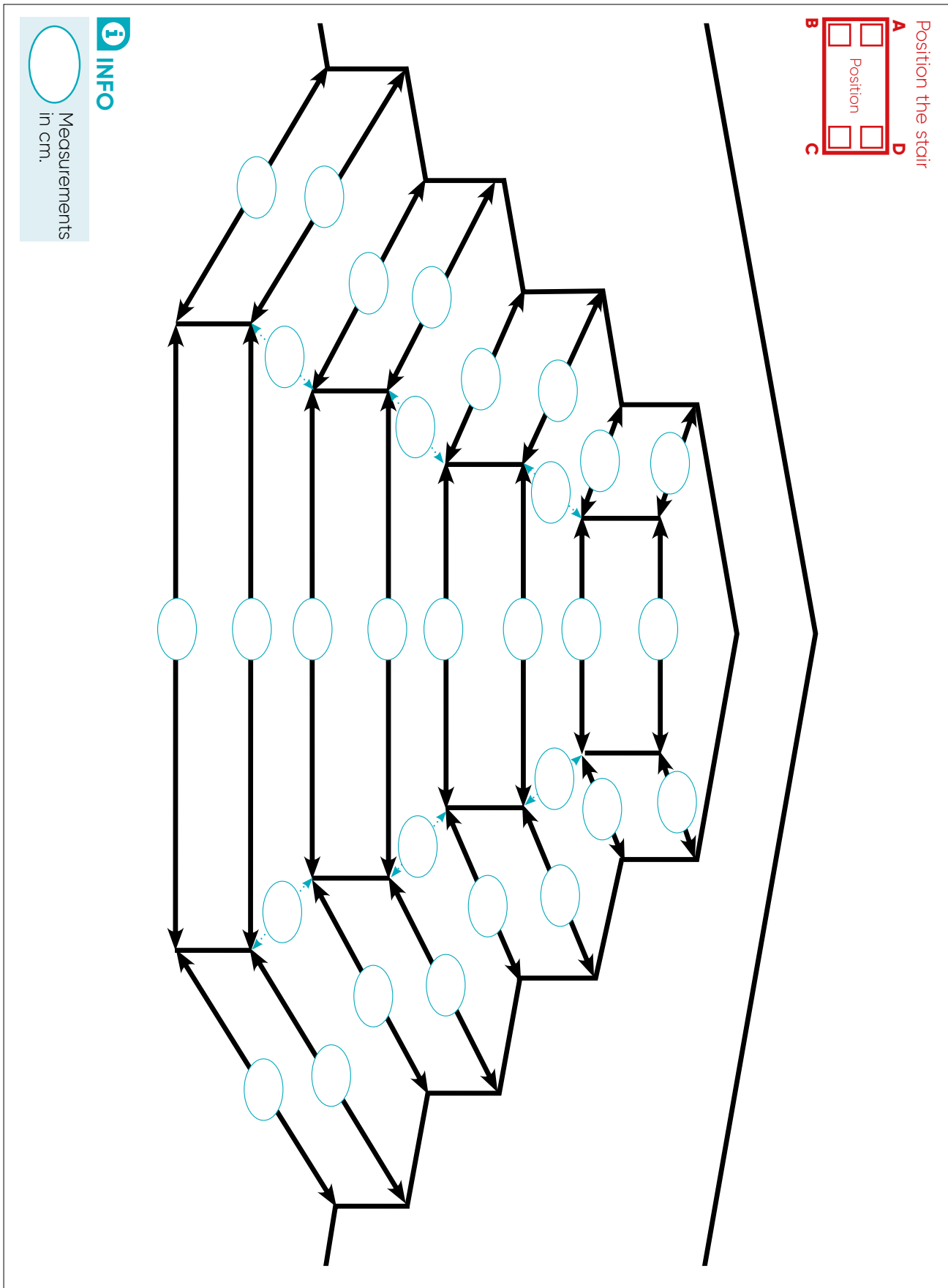



You can't find your drawing? **Please contact us.**

Please send this order form to: **export@cf.group**

3-SIDED CUT CORNER STAIR - 4 STEPS - 2/3

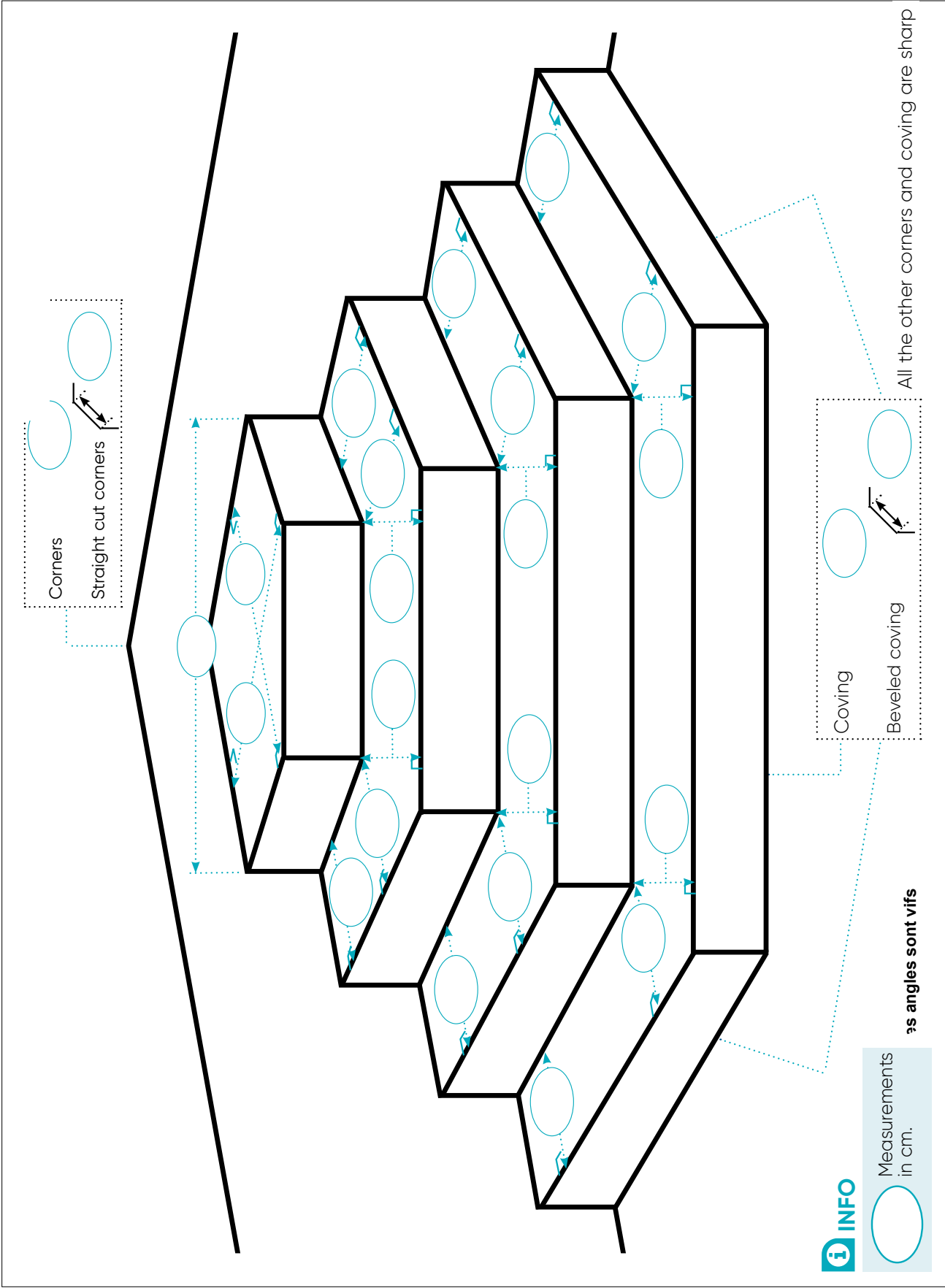
Customer N°:	Customer reference:	Order form date:	Company:
--------------	---------------------	------------------	----------



 You can't find your drawing? **Please contact us.**

3-SIDED CUT CORNER STAIR - 4 STEPS - 3/3

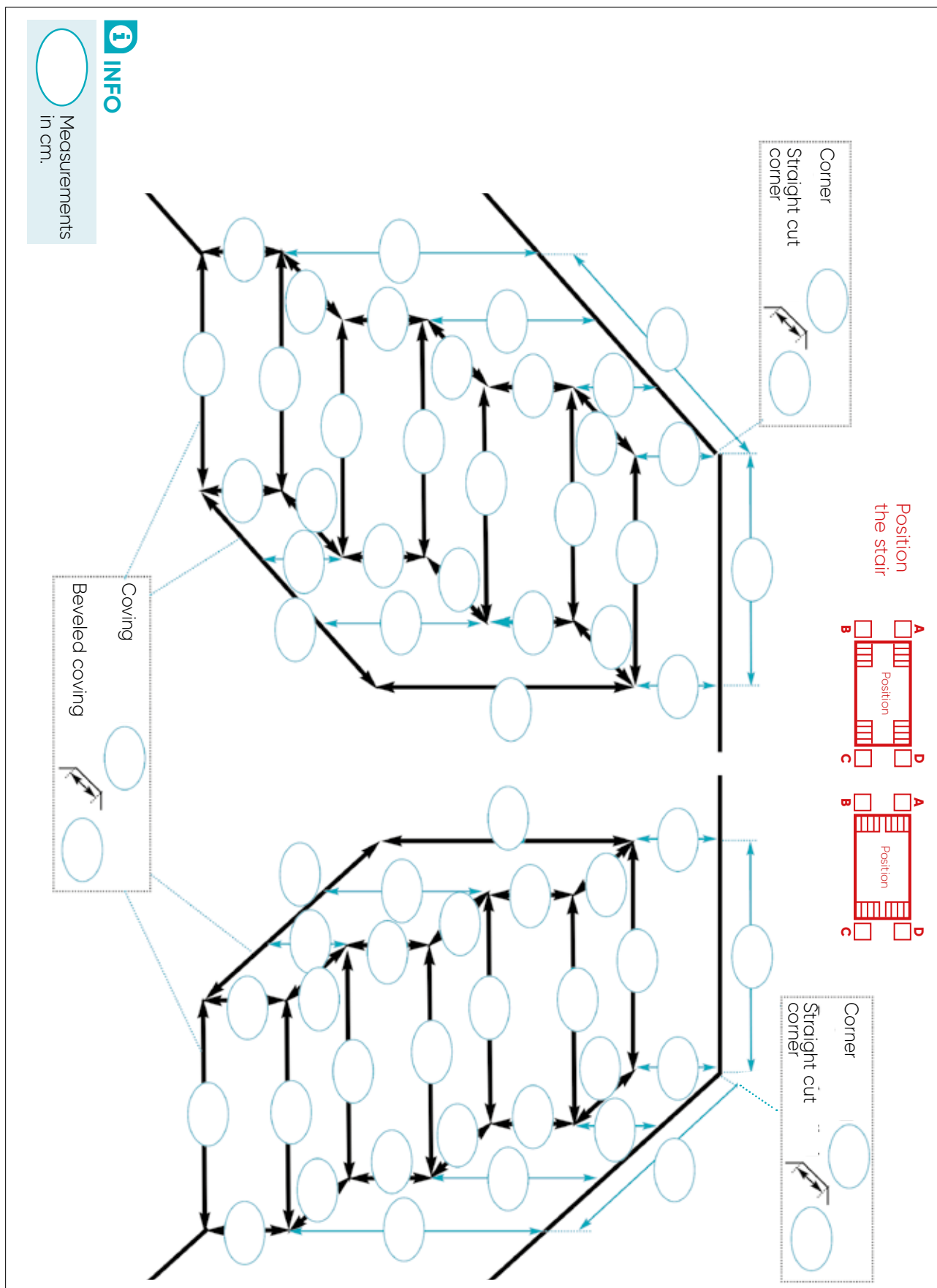
Customer N°:	Customer reference:	Order form date:	Company:
--------------	---------------------	------------------	----------



i You can't find your drawing? **Please contact us.**

SQUARE INTERNAL STAIR - 3 STEPS

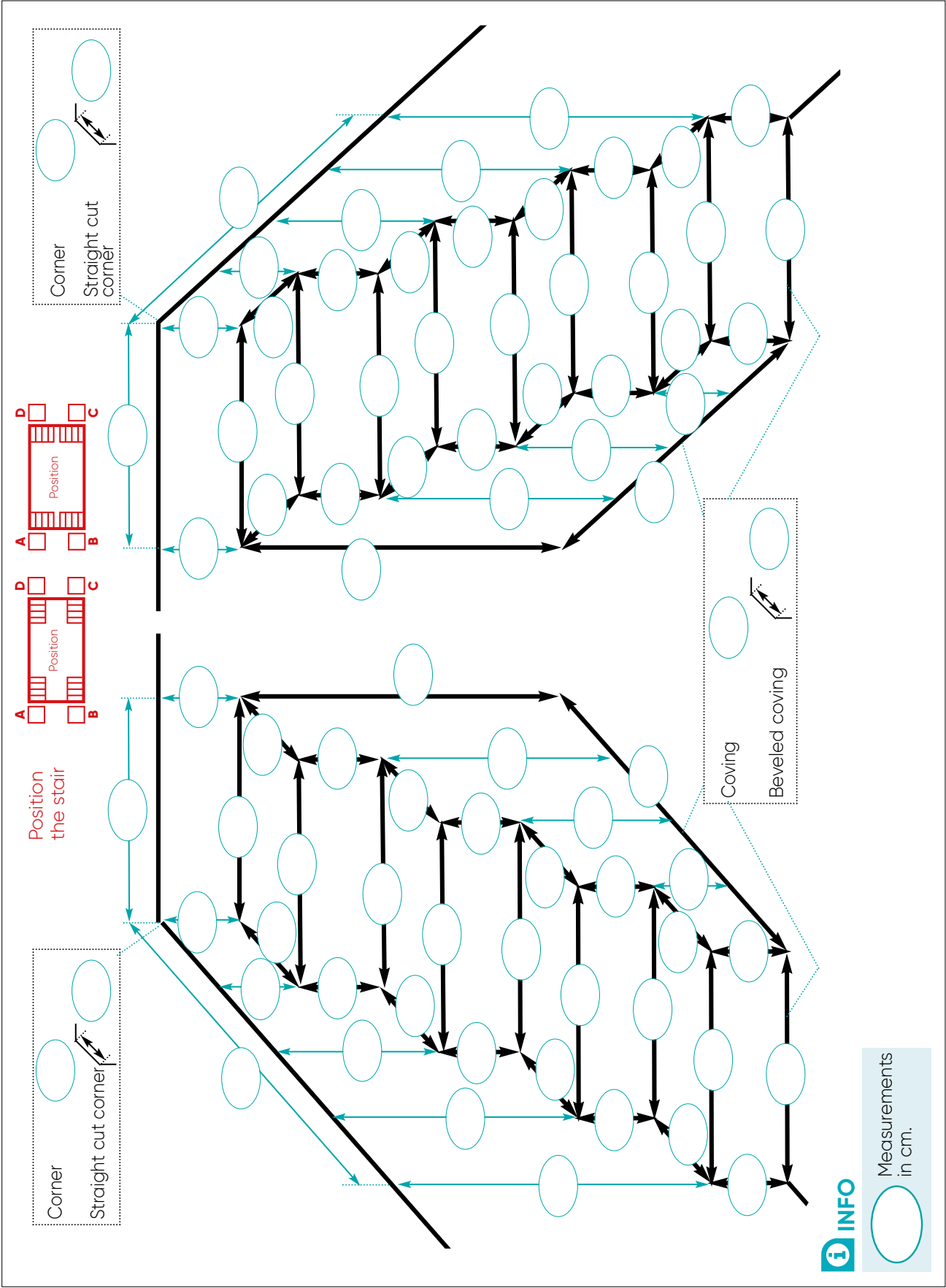
Customer N°:	Customer reference:	Order form date:	Company:
--------------	---------------------	------------------	----------



You can't find your drawing? **Please contact us.**

SQUARE INTERNAL STAIR - 4 STEPS

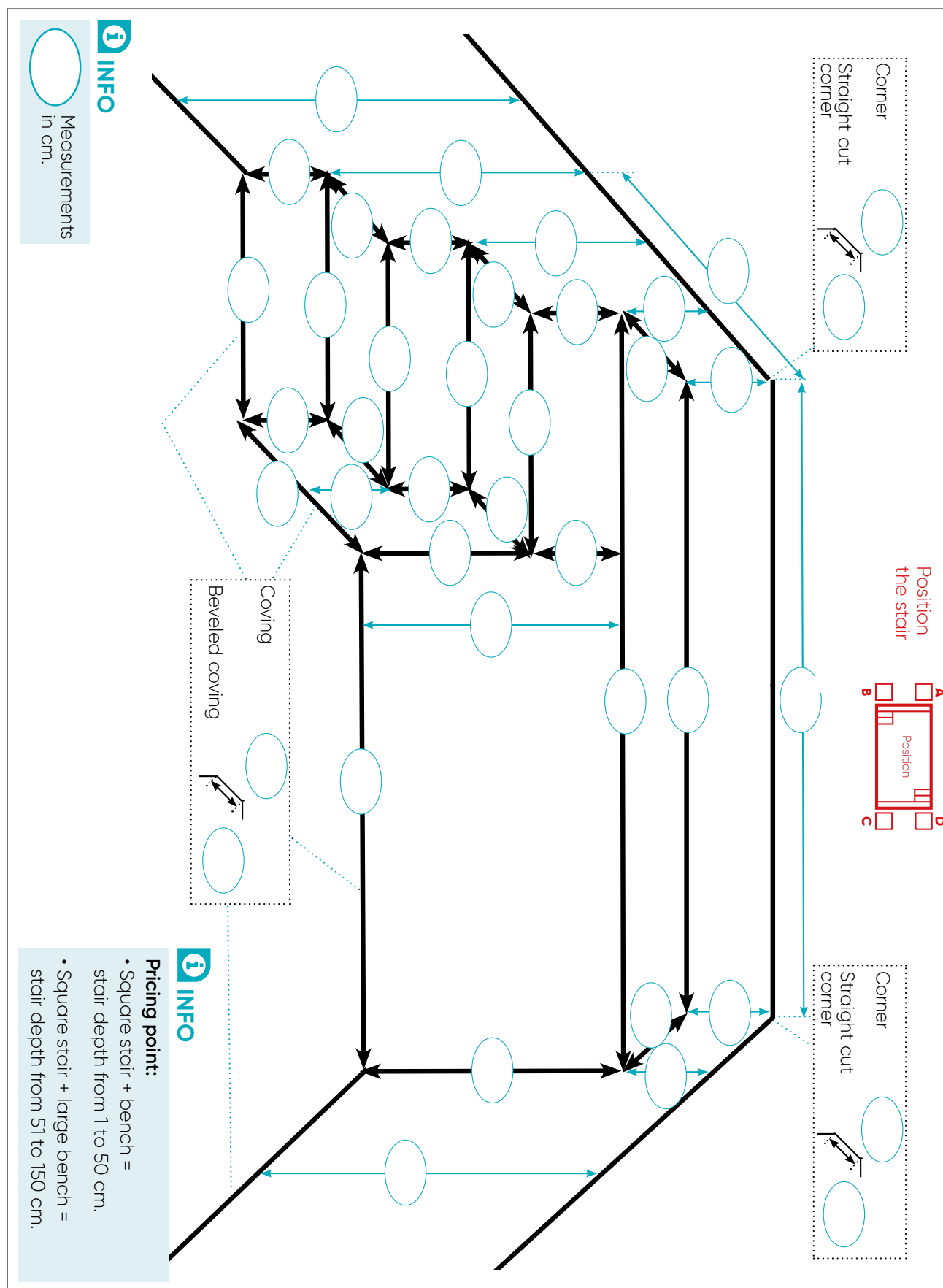
Customer N°:	Customer reference:	Order form date:	Company:
--------------	---------------------	------------------	----------



i You can't find your drawing? Please contact us.

SQUARE INTERNAL STAIR + BENCH - 3 STEPS (1/2)

Customer N°:	Customer reference:	Order form date:	Company:
--------------	---------------------	------------------	----------



i You can't find your drawing? **Please contact us.**

SQUARE INTERNAL STAIR + BENCH - 3 STEPS (2/2)

Customer N°:	Customer reference:	Order form date:	Company:
--------------	---------------------	------------------	----------

Position the stair

Corner
Straight cut corner

Corner
Straight cut corner

i INFO

Pricing point:

- Square stair + bench = stair depth from 1 to 50 cm.
- Square stair + large bench = stair depth from 51 to 150 cm.

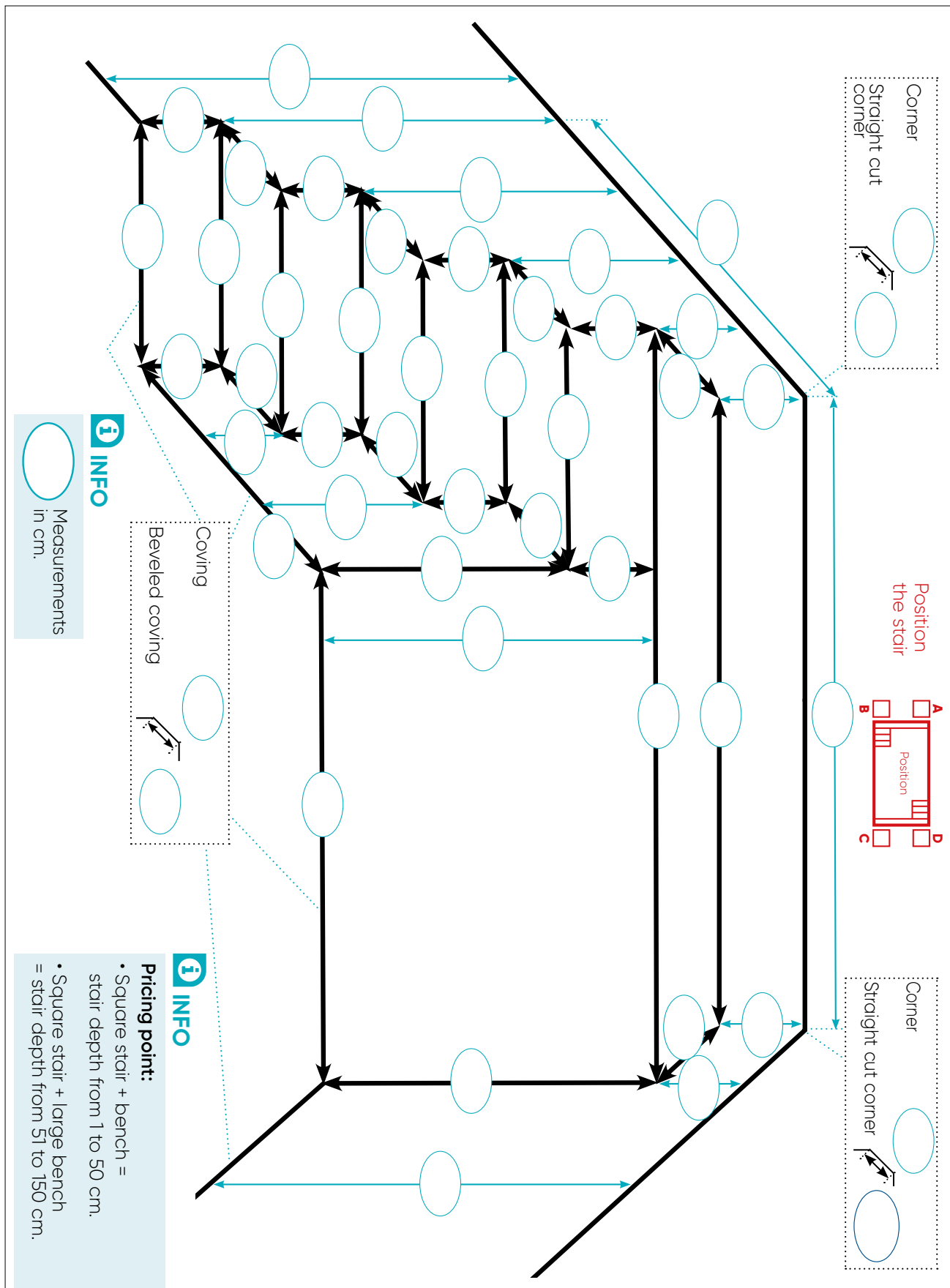
i INFO

Measurements in cm.

i You can't find your drawing? **Please contact us.**

SQUARE INTERNAL STAIR + BENCH - 4 STEPS (1/2)

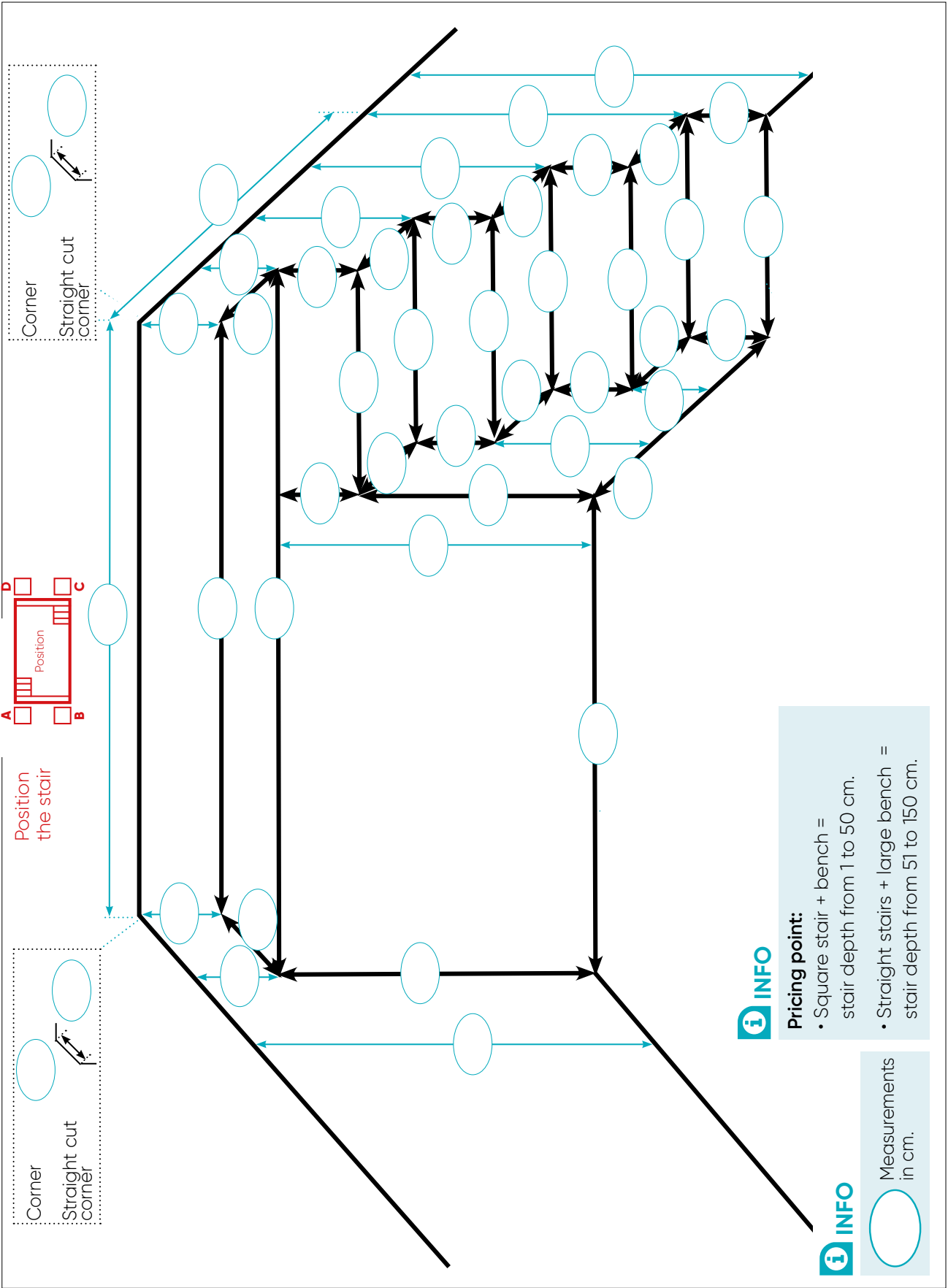
Customer N°:	Customer reference:	Order form date:	Company:
--------------	---------------------	------------------	----------



You can't find your drawing? **Please contact us.**

SQUARE INTERNAL STAIR + BENCH - 4 STEPS (2/2)

Customer N°:	Customer reference:	Order form date:	Company:
--------------	---------------------	------------------	----------



i You can't find your drawing? **Please contact us.**

Please send this order form to: export@cf.group

HALF LEVEL SQUARE STAIR

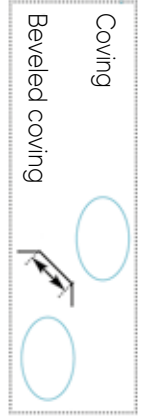
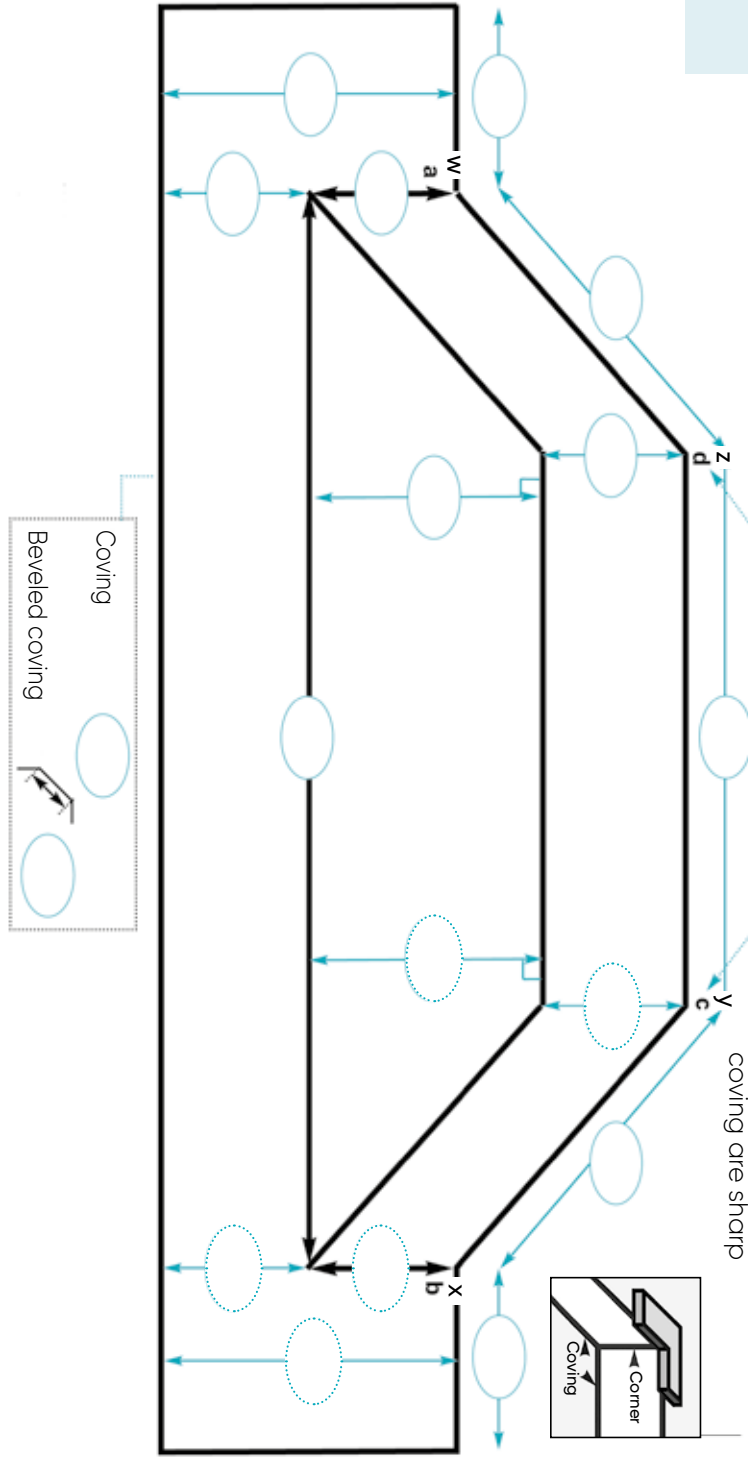
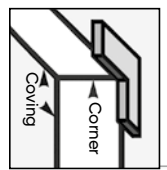
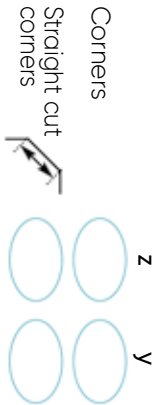
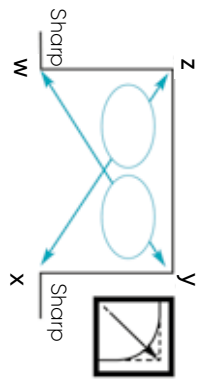
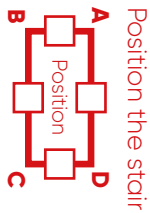
Customer N°:	Customer reference:	Order form date:	Company:
--------------	---------------------	------------------	----------

INFO

Measurements in cm
Mandatory

Measurements in cm
Not mandatory

These measurements are recommended but not mandatory. If they are not provided, we will consider that the measurements given are symmetrical.



i You can't find your drawing? **Please contact us.**

Customer N°:	Customer reference:	Order form date:	Company:
--------------	---------------------	------------------	----------

For Rollside automatic cover: ☐ Yes ☐ No

INFO

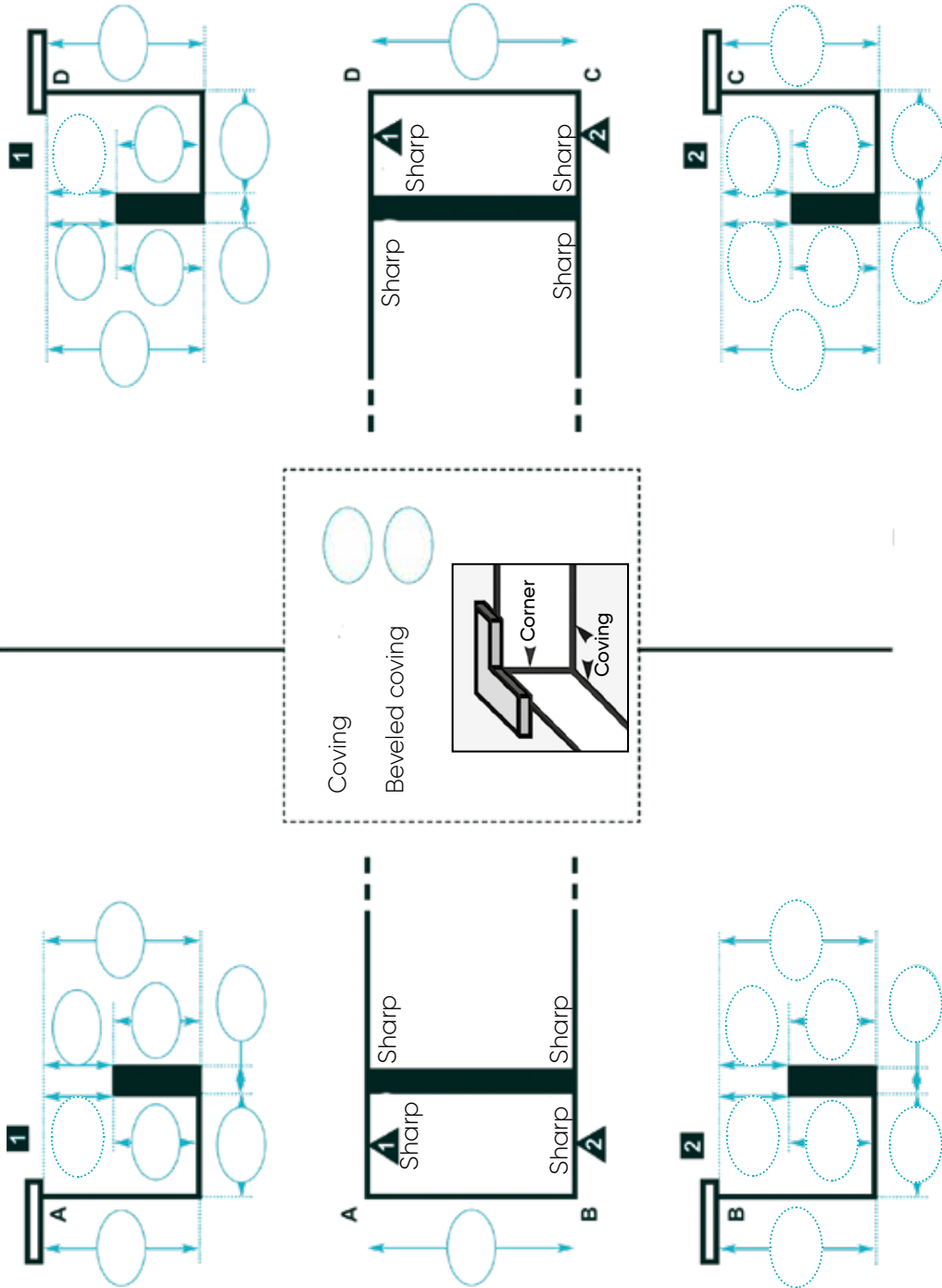


Measurements
in cm



Measurements
in cm
Not mandatory

These measurements are recommended but not mandatory. If they are not provided, we will consider that the measurements given are symmetrical.



You can't find your drawing? **Please contact us.**