



Customer N°:	Customer reference:	Order form date:
--------------	---------------------	------------------

Company contact details: Surname: Postcode: City: Country: Phone: E-mail:	Delivery address: Name: Address: Postcode: City: Country: Phone (person to contact): Access: <input type="checkbox"/> Semi-trailer <input type="checkbox"/> Carrier Other: Fill in the truck access checking guide on the following pages
---	---

POOL SHAPE AND DIMENSIONS (in m)				
 <input type="checkbox"/> Round <input type="radio"/> Ø 4.40 <input type="radio"/> Ø 5.40	 <input type="checkbox"/> Square <input type="radio"/> 3.00 x 3.00 <input type="radio"/> 3.50 x 3.50 <input type="radio"/> 4.05 x 4.05	 <input type="checkbox"/> Octagonal <input type="radio"/> 4.00 x 5.60 <input type="radio"/> 4.00 x 7.30 <input type="radio"/> 4.00 x 8.90	 <input type="checkbox"/> Rectangular <input type="radio"/> 2.50 x 5.10 <input type="radio"/> 3.50 x 8.30 <input type="radio"/> 3.00 x 3.50 <input type="radio"/> 4.05 x 5.60 <input type="radio"/> 3.50 x 5.10 <input type="radio"/> 4.05 x 7.30 <input type="radio"/> 3.50 x 6.70 <input type="radio"/> 4.05 x 8.90	 <input type="checkbox"/> Mixed <input type="radio"/> 4.05 x 5.60 <input type="radio"/> 4.05 x 7.30 <input type="radio"/> 4.05 x 8.90
CHOICE OF INSTALLATION			LINER COLOUR CHOICE	FILTRATION CHOICE
<input type="checkbox"/> Above-ground <input type="checkbox"/> Half-inground <input type="checkbox"/> Inground			<input type="checkbox"/> Beige <input type="checkbox"/> White <input type="checkbox"/> Steel grey <input type="checkbox"/> Adriatic blue <input type="checkbox"/> Ice blue	<input type="checkbox"/> Cartridge filtration with Standard skimdress <input type="checkbox"/> Sand filtration with XL skimdress
COLOUR OF THE CASING*				
Choice	Coping	Posts	Wall facings (7 + 2 for above-ground ; 3 + 1 for half-inground ; 1 for inground)	
<input type="checkbox"/>	Slate grey (dark)	Slate grey (dark)	Slate grey (dark)	
<input type="checkbox"/>	Slate grey (dark)	Slate grey (dark)	Iroise grey + 1 slate grey belt (dark)**	
<input type="checkbox"/>	Exotic brown (dark)	Exotic brown (dark)	Exotic brown (dark)	
<input type="checkbox"/>	Exotic brown (dark)	Exotic brown (dark)	Colorado brown (light)*** + exotic brown belt (dark)**	
<input type="checkbox"/>	Colorado brown (light)***	Colorado brown (light)**	Colorado brown (light)***	
<input type="checkbox"/>	Colorado brown (light)***	Colorado brown (light)***	Exotic brown (dark) + colorado brown*** belt** (light)	
* No mixed choice of colour for inground version. ** Belt for above-ground installation = 2 rows of walls. Half-inground installation = 1 row of walls. *** Subject to availability.				
CONSUMABLES				
<input type="checkbox"/> Filter cartridge - ref. CC5		<input type="checkbox"/> Cleaning products <input type="radio"/> Silvanet - ref. SILVANET <input type="radio"/> Wichinox - ref. A-P39437		<input type="checkbox"/> Water treatment products <input type="radio"/> Starter pack - ref. A-P40130
ACCESSORIES				
<input type="checkbox"/> Automatic slatted cover <input type="radio"/> Rollenergy Evolution - Please complete the corresponding order form. <input type="radio"/> Rolleasy 2 - Please complete the corresponding order form. <input type="checkbox"/> 4-seasons cover Equinox - Please complete the corresponding order form. <input type="checkbox"/> Bubble alveolar cover <input type="checkbox"/> Reel system for bubble alveolar cover <input type="radio"/> Vega reel - ref. W-ENPT01200 <input type="radio"/> Vega mobile reel - ref. W-ENPT01202 <input type="radio"/> Removable Vega reel - ref. W-P39382 <input type="radio"/> Orion reel - ref. W-ENPT02200 <input type="radio"/> Removable Orion reel - ref. W-P39381 <input type="checkbox"/> Winter cover			<input type="checkbox"/> Chlorinator kit <input type="radio"/> Standard skimdress ref. P-P41276 <input type="radio"/> XL skimdress ref. W-P54003 <input type="checkbox"/> By-pass <input type="radio"/> For Standard skimdress ref. BP50 <input type="radio"/> For XL skimdress ref. W-P54002 <input type="checkbox"/> By-pass kit + chlorinator kit for XL skimdress ref. W-P54004 <input type="checkbox"/> Heat pump - ref.: <input type="checkbox"/> RGB bulb for LED projector	



ROLLEASY 2 AUTOMATIC COVER FOR AZTECK POOL KITS (1/2)

Customer N°:	Customer reference:	Order form date:
--------------	---------------------	------------------

Company contact details: Surname: Postcode: City: Country: Phone: E-mail:	Delivery address: Name: Address: Postcode: City: Country: Phone (person to contact): Access: <input type="checkbox"/> Semi-trailer <input type="checkbox"/> Carrier Other: Fill in the truck access checking guide on the following pages
---	---

☐ New build pool ☐ Existing pool: in order to avoid taking again measurements of the pool, please indicate the invoice number, order number or reference of the original cover made:



If all the information is not completed, your order cannot be validated and therefore cannot be put into production within the announced leadtime.

VERSION

☐ Manual ☐ Electric ☐ Solar

END-STAND COLOUR (by default, they will be white)

☐ Beige RAL 1015 ☐ Grey RAL 7040 ☐ Dark green RAL 6005
☐ Dark grey RAL 7016 ☐ Black RAL 9005



INFO

For all these colours:
10 days extra lead time

CLOSING CONTROLS

☐ Maintain contact (default choice) ☐ Impulse on

OPTIONS

Adaptation kit for Azteck pool ☒ Yes
Coping cut-out trim ☒ Yes
LivePool (only for the electric version) ☐ Yes ☐ No

SLATS

Opaque PVC 69 slats

☐ White ☐ Beige ☐ Grey ☐ Blue*

☐ Leave one slat out of three without endcap to ease the sliding of the slats: ☐ AD side ☐ BC side
 By default, all the endcaps will be fitted.

Solar polycarbonate slats - 69 mm (not compatible with bromine treatments)

☐ Crystal black ☐ Silver ☐ Absolute black ☐ Crystal blue* ☐ Crystal* ☐ Crystal brown* ☐ Crystal green*

☐ Leave one slat out of three without endcap to ease the sliding of the slats: ☐ AD side ☐ BC side
 By default, all the endcaps will be fitted.

Opaque PVC 84 slats

☐ White ☐ Grey

* Additional lead time.

LOCKING KITS

☐ Pushlock (flat hanging fittings):

☐ White ☐ Beige ☐ Grey ☐ Blue

WINTER SHIFT / PROTECTIVE COVERING

Ivernea: ☐ Yes (please complete the corresponding order form) ☐ No

Ivernea Plus: ☐ Yes (please complete the corresponding order form) ☐ No






ROLLEASY 2 AUTOMATIC COVER FOR AZTECK POOL KITS (2/2)

AZTECK

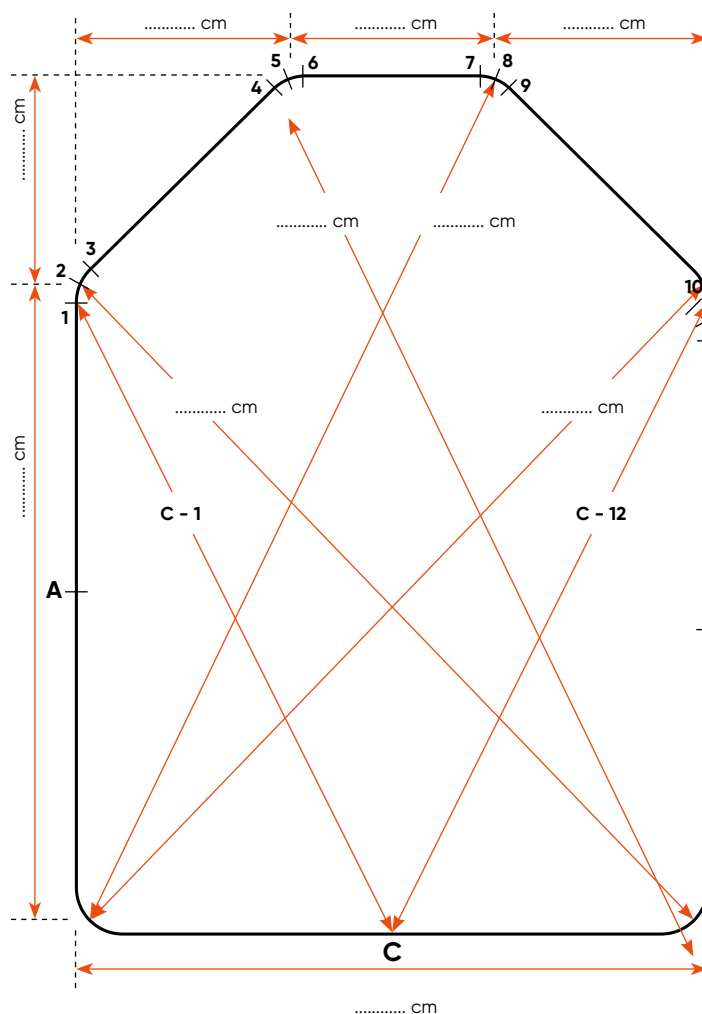
Customer N°:	Customer reference:	Order form date:	Company:
--------------	---------------------	------------------	----------

POOL SHAPE AND DIMENSIONS (in m)

<input type="checkbox"/> Square <input type="radio"/> 3.00 x 3.00 <input type="radio"/> 3.50 x 3.50 <input type="radio"/> 4.05 x 4.05 	<input type="checkbox"/> Rectangular <input type="radio"/> 2.50 x 5.10 <input type="radio"/> 3.50 x 8.30 <input type="radio"/> 3.00 x 3.50 <input type="radio"/> 4.05 x 5.60 <input type="radio"/> 3.50 x 5.10 <input type="radio"/> 4.05 x 7.30 <input type="radio"/> 3.50 x 6.70 <input type="radio"/> 4.05 x 8.90 	<input type="checkbox"/> Mixed  Fill in the dimensions below.
--	--	---

TAKING POOL MEASUREMENTS

A 1 = cm	B 1 = cm
A 2 = cm	B 2 = cm
A 3 = cm	B 3 = cm
A 4 = cm	B 4 = cm
A 5 = cm	B 5 = cm
A 6 = cm	B 6 = cm
A 7 = cm	B 7 = cm
A 8 = cm	B 8 = cm
A 9 = cm	B 9 = cm
A 10 = cm	B 10 = cm
A 11 = cm	B 11 = cm
A 12 = cm	B 12 = cm
2 - 5 = cm	5 - 8 = cm
8 - 11 = cm	C - 1 = cm
C - 12 = cm	

**INTERIOR POOL DIMENSIONS TO BE TAKEN AT THE WATER LINE
AFTER COATING HAS BEEN MADE - MIXED-SHAPE AZTECK POOL KIT**

TUBE / REEL SYSTEM SIDE



ROLLENERGY EVOLUTION AUTOMATIC COVER FOR AZTECK POOL KITS (1/2)



Speedy fabrication required: <input type="checkbox"/> Yes <input type="checkbox"/> No	FROM NOVEMBER TO MARCH	APRIL	FROM MAY TO AUGUST	SEPTEMBER, OCTOBER
	D+5	D+6	D+7	D+6

Customer N°:	Customer reference:	Order form date:
--------------	---------------------	------------------

Company contact details: Surname: Postcode: City: Country: Phone: E-mail:	Delivery address: Name: Address: Postcode: City: Country: Phone (person to contact): Access: <input type="checkbox"/> Semi-trailer <input type="checkbox"/> Carrier Other: Fill in the truck access checking guide on the following pages
---	---

☐ New build pool ☐ Existing pool: in order to avoid taking again measurements of the pool, please indicate the invoice number, order number or reference of the original cover made:



If all the information is not completed, your order cannot be validated and therefore cannot be put into production within the announced leadtime.

CONTROL	<input type="checkbox"/> Wi-Key <input type="checkbox"/> Key switch <input type="checkbox"/> Insert mount key switch (indoor use)
CLOSING CONTROL	<input type="checkbox"/> Maintain contact (default choice) <input type="checkbox"/> Impulse on
OPTIONS	
Adaptation kit for Azteck pools <input checked="" type="checkbox"/> Yes Junction box <input type="checkbox"/> Yes <input type="checkbox"/> No Junction box gel (set of 2 cartridges) <input type="checkbox"/> Yes <input type="checkbox"/> No Earth-grounding: Ø 50 mm <input type="checkbox"/> Yes <input type="checkbox"/> No Ø 63 mm <input type="checkbox"/> Yes <input type="checkbox"/> No	
SLATS	
Opaque PVC 69 slats <input type="checkbox"/> White <input type="checkbox"/> Beige <input type="checkbox"/> Grey <input type="checkbox"/> Blue* <input type="radio"/> Leave one slat out of three without end cap to ease the sliding of the slats: <input type="radio"/> AD side <input type="radio"/> BC side By default, all endcaps will be installed.	
Solar polycarbonate slats - 69 mm (not compatible with bromine treatment) <input type="checkbox"/> Crystal black <input type="checkbox"/> Silver <input type="checkbox"/> Absolute black <input type="checkbox"/> Crystal blue* <input type="checkbox"/> Crystal* <input type="checkbox"/> Crystal brown* <input type="checkbox"/> Crystal green* <input type="radio"/> Leave one slat out of three without end cap to ease the sliding of the slats: <input type="radio"/> AD side <input type="radio"/> BC side By default, all endcaps will be installed.	
Opaque PVC 84 slats <input type="checkbox"/> White <input type="checkbox"/> Grey	
* Additional lead time.	
LOCKING KITS	
<input type="checkbox"/> Pushlock (flat hanging fittings): <input type="radio"/> White <input type="radio"/> Beige <input type="radio"/> Grey <input type="radio"/> Blue	
BEAMS	
BEAMS TYPE - 2 100 x 100 mm capped beams to set in the wall (45 mm) To be delivered: <input type="checkbox"/> Yes <input type="checkbox"/> No <input type="radio"/> White <input type="radio"/> Beige <input type="radio"/> Grey	SUPPORT TYPE - beams supports To be delivered: <input type="checkbox"/> Yes <input type="checkbox"/> No
DECKING	
<input type="checkbox"/> Smooth teak decking 65 cm <input type="checkbox"/> Aluminium decking 65 cm: <input type="radio"/> White <input type="radio"/> Beige <input type="radio"/> Grey Options for aluminium decking: <input type="checkbox"/> Non-slip tape <input type="checkbox"/> Cleaner	
SECURIWALL	
<input type="checkbox"/> Yes: <input type="radio"/> White <input type="radio"/> Beige <input type="radio"/> Grey <input type="checkbox"/> No	
WINTER SHIFT / PROTECTIVE COVERING	
Ivernea: <input type="checkbox"/> Yes (please complete the corresponding order form) <input type="checkbox"/> No Ivernea Plus: <input type="checkbox"/> Yes (please complete the corresponding order form) <input type="checkbox"/> No	



ROLLENERGY EVOLUTION AUTOMATIC COVER FOR AZTECK POOL KITS (2/2)

Customer N°:	Customer reference:	Order form date:	Company:
--------------	---------------------	------------------	----------


POOL SHAPE AND DIMENSIONS (in m)


☐ **Square**

- ☐ 3.00 x 3.00
☐ 3.50 x 3.50
☐ 4.05 x 4.05


☐ **Rectangular**

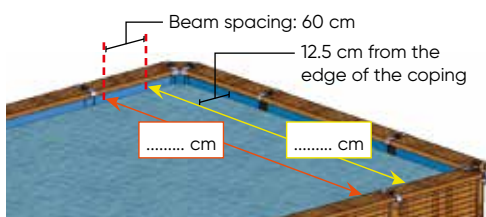
- ☐ 2.50 x 5.10 ☐ 3.50 x 8.30
☐ 3.00 x 3.50 ☐ 4.05 x 5.60
☐ 3.50 x 5.10 ☐ 4.05 x 7.30
☐ 3.50 x 6.70 ☐ 4.05 x 8.90


☐ **Mixed**

Fill in the dimensions below.

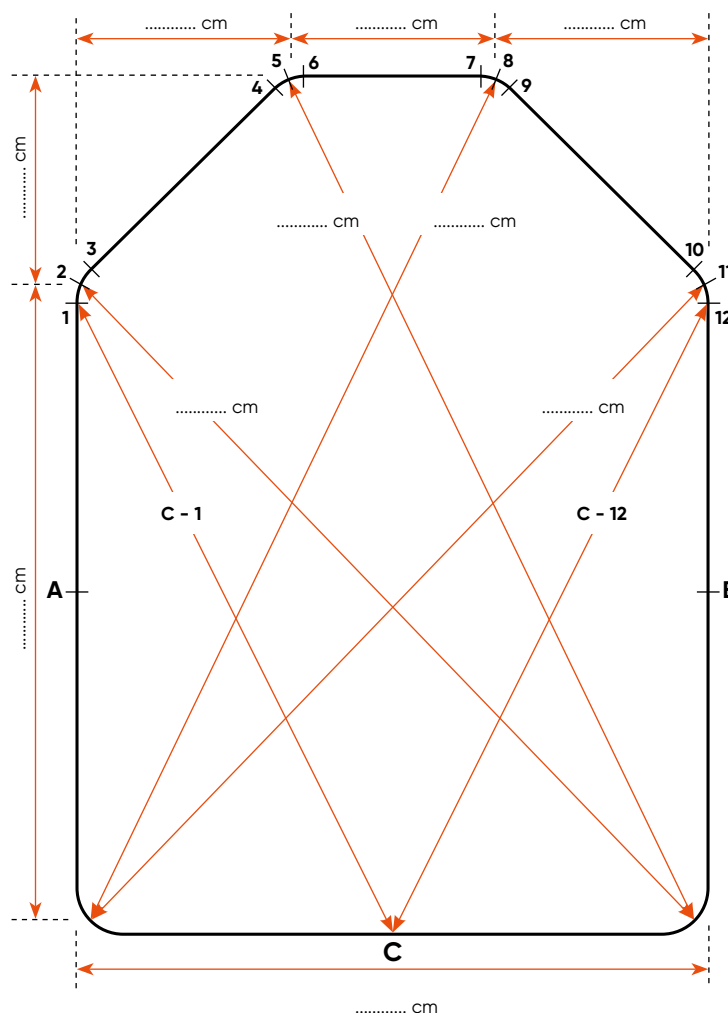
TAKING POOL MEASUREMENTS

A 1 = cm B 1 = cm
 A 2 = cm B 2 = cm
 A 3 = cm B 3 = cm
 A 4 = cm B 4 = cm
 A 5 = cm B 5 = cm
 A 6 = cm B 6 = cm
 A 7 = cm B 7 = cm
 A 8 = cm B 8 = cm
 A 9 = cm B 9 = cm
 A 10 = cm B 10 = cm
 A 11 = cm B 11 = cm
 A 12 = cm B 12 = cm
 2 - 5 = cm 5 - 8 = cm
 8 - 11 = cm C - 1 = cm
 C - 12 = cm

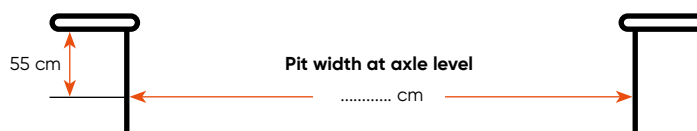


ADDITIONAL INDICATIONS IF REQUIRED

INTERIOR POOL DIMENSIONS TO BE TAKEN AT THE WATER LINE AFTER COATING HAS BEEN MADE - MIXED-SHAPE AZTECK POOL KIT



TUBE / REEL SYSTEM SIDE





Customer N°:	Customer reference:	Order form date:
--------------	---------------------	------------------

Company contact details: Surname: Postcode: City: Country: Phone: E-mail:	Delivery address: Name: Address: Postcode: City: Country: Phone (person to contact): Access: <input type="checkbox"/> Semi-trailer <input type="checkbox"/> Carrier Other: Fill in the truck access checking guide on the following pages
---	---






ROLLER

Telescopic shaft

COLOURS

Bright grey (beige underside)

AZTECK POOL KIT MODEL

Shape	Dimensions (in m)	Equinox cover reference	Shape	Dimensions (in m)	Equinox cover reference
	<input type="checkbox"/> Ø 4.40 <input type="checkbox"/> Ø 5.40	P-SSEA54444.C3 P-SSEA55454.C3		<input type="checkbox"/> 2.50 x 5.10 <input type="checkbox"/> 3.00 x 3.50 <input type="checkbox"/> 3.50 x 5.10 <input type="checkbox"/> 3.50 x 6.70 <input type="checkbox"/> 3.50 x 8.30 <input type="checkbox"/> 4.05 x 5.60 <input type="checkbox"/> 4.05 x 7.30 <input type="checkbox"/> 4.05 x 8.90	P-SSEA42551.C3 P-SSEA43035.C3 P-SSEA43551.C3 P-SSEA43567.C3 P-SSEA43583.C3 P-SSEA44156.C3 P-SSEA44173.C3 P-SSEA44189.C3
	<input type="checkbox"/> 3.00 x 3.00 <input type="checkbox"/> 3.50 x 3.50 <input type="checkbox"/> 4.05 x 4.05	P-SSEA13130.C3 P-SSEA13535.C3 P-SSEA14140.C3			
	<input type="checkbox"/> 4.00 x 5.60 <input type="checkbox"/> 4.00 x 7.30 <input type="checkbox"/> 4.00 x 8.90	P-SSEA34056.C3 P-SSEA34073.C3 P-SSEA34089.C3		<input type="checkbox"/> 4.05 x 5.60 <input type="checkbox"/> 4.05 x 7.30 <input type="checkbox"/> 4.05 x 8.90	P-SSEA24156.C3 P-SSEA24173.C3 P-SSEA24189.C3

ROLLING SYSTEM

- ☐ Crank - ref. P-ECCS01100
☐ Wheel - ref. P-ECCS01200



IVERNEA & IVERNEA PLUS WINTER PROTECTION COVERS

Customer N°:	Customer reference:	Order form date:
--------------	---------------------	------------------

Company contact details: Surname: Postcode: City: Country: Phone: E-mail: Contact in case of missing measurements:	Delivery address: Name: Address: Postcode: City: Country: Phone (person to contact) <input type="checkbox"/> Pick up at DEL Brécé factory (35530 Brécé, FRANCE)
--	--

☐ New pool
 ☐ Existing pool: to avoid re-taking the measurements, please indicate the invoice n°, order n° or delivery document n° for the original cover:

Caution, Ivernea and Ivernea Plus covers are not compatible with a solar PVC slat cover.

SLATS

☐ In-ground (decking above water)
 ☐ In-ground (decking under water)
 ☐ Above-ground (without covering)
 ☐ Above-ground (with covering)

MODEL / COLOUR

Ivernea: ☐ Beige ☐ Grey
Ivernea plus: ☐ Ivernea Plus

POOL DIMENSIONS

(for in-ground covers, indicate the size excluding the pit)

Length: cm

Width: cm

Dimension of the water level under the coping

☐ Less than 3 cm => not possible

☐ Between 3 and 6 cm

☐ More than 6 cm

Diagonals

Diagonal AC = cm

Diagonal BD = cm

Diagonals taken at sharp corners.

**CORNER RADIUS**

A = cm B = cm

C = cm D = cm

STAIRS

☐ Yes ☐ No

SHAPE:

☐ Square ☐ Roman

Indicate the stair position:

☐ On the AB width ☐ On the CD width

☐ Along the AD length ☐ Along the BC length

FILTRATION BLOCK / CUT

☐ Yes (supply a drawing) ☐ No

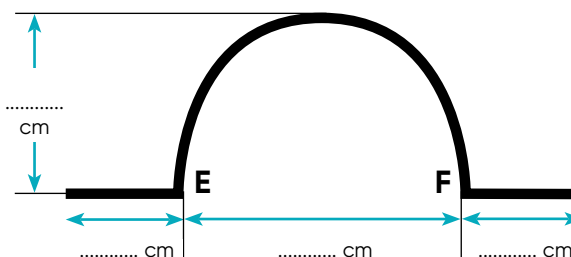
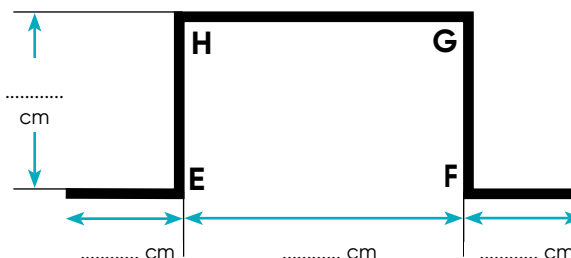
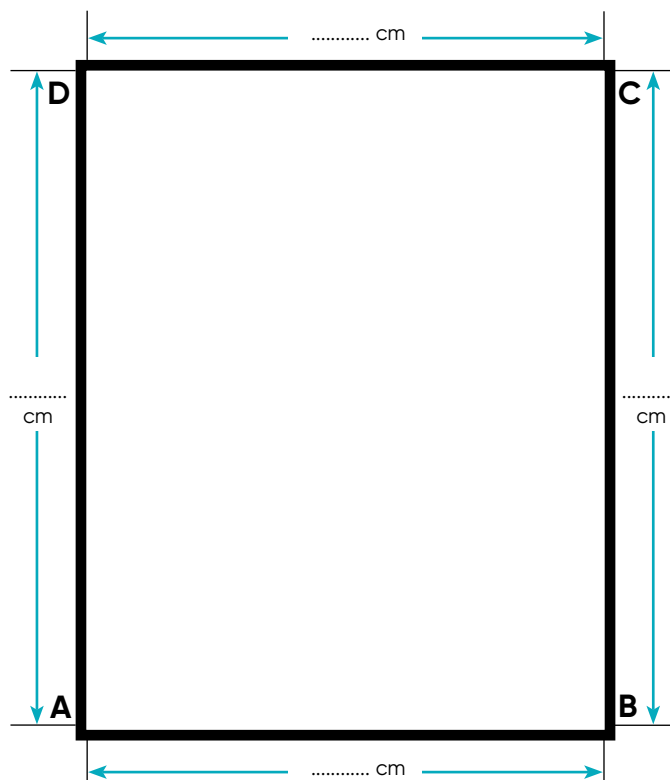
FITTINGS

Bungee-clip

OPTION

☐ Additional bungee clip(s): quantity: recommended for windy regions.

☐ Additional anchors for windy regions:





TRUCK ACCESS CHECKING GUIDE

Company name:

Customer reference:

INFO

To allow us to deliver to you with maximum efficiency, please fill in this questionnaire carefully. We decline all liability in the event of the required delivery location being inaccessible due to the indications you have provided. Any new deliveries will be invoiced to you. Thank you for your understanding.



ORDERED EQUIPMENT

☐ Automatic slatted cover ☐ Bar cover ☐ Bubble cover (over 4.50 m)

ROAD SIGNAGE LEADING TO THE REQUESTED DELIVERY POINT



Have you already seen this type of road sign on the road that leads to the requested delivery point?

3.5 T

☐ Yes If so, please indicate which ones:

☐ No

ACCESS TO THE REQUESTED DELIVERY POINT: TYPES OF VEHICLE LIKELY TO HAVE ACCESS

Below are different vehicle types. Indicate which types are likely to be able to pass in front of the requested delivery location.



Tractor + trailer (38 tonnes):

☐ Yes ☐ No


Semi-trailer (38 tonnes):

☐ Yes ☐ No


Small carrier (19 tonnes):

☐ Yes ☐ No


Small truck (<6 tonnes):

☐ Yes ☐ No


Garbage trucks:

☐ Yes ☐ No


Concrete mixer trucks:

☐ Yes ☐ No


Fuel delivery trucks:

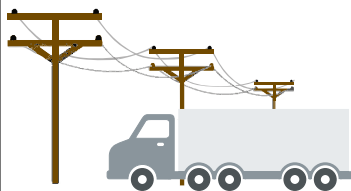
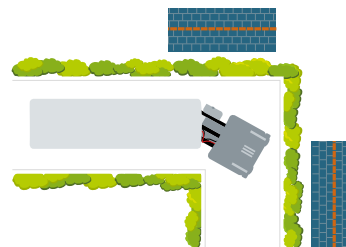
☐ Yes ☐ No


Small van:

☐ Yes ☐ No

TRUCK CLEARANCES: DETAILS

Be careful of the truck clearance: Is the delivery address subject to one of the below situations ?

Electric cables: ☐ Yes ☐ NoLow branches: ☐ Yes ☐ NoCorners of roads: ☐ Yes ☐ No

OTHER INDICATIONS, PLEASE DESCRIBE