



Speedy fabrication required:

☐ Yes ☐ No

FROM NOVEMBER TO MARCH

APRIL

FROM MAY TO AUGUST

SEPTEMBER, OCTOBER

D+5

D+6

D+7

D+6

Customer N°:	Customer reference:	Order form date:
--------------	---------------------	------------------

Company contact details: Surname: Postcode: City: Country: Phone: E-mail: Contact in case of missing measurements:	Delivery address: Name: Address: Postcode: City: Country: Access: <input type="checkbox"/> Semi-trailer <input type="checkbox"/> Carrier Other: Fill in the truck access checking guide on the following pages <input type="checkbox"/> Pick up at DEL Brécé factory (35530 Brécé, FRANCE)
--	--

☐ New build pool ☐ Existing pool: In order to avoid taking again measurements of the pool, please indicate the invoice number, order number or reference of the original cover made:



If all the information is not completed, your order cannot be processed and therefore put into production with the announced leadtime.

ROLLINSIDE	
<input type="checkbox"/> 1 side <input type="checkbox"/> 2 sides	
MOTOR WALL UNITS / SEALING KIT	<input type="checkbox"/> Yes To be delivered: <input type="radio"/> With the cover <input type="radio"/> Before the cover <input type="checkbox"/> No (received)
MOTORISATION	
<input type="checkbox"/> In dry pit <input type="checkbox"/> Tubular motor - surface mount <input type="radio"/> Wall crossing <input type="checkbox"/> Tubular motor - insert mount: <input type="radio"/> Concrete <input type="radio"/> Thin wall without liner: <input type="radio"/> Thickness 1 to ≤ 21 mm <input type="radio"/> Thickness > 21 to 40 mm <input type="radio"/> Thin wall with liner <input type="radio"/> Polystyrene block	
CONTROLS	OPTION
<input type="checkbox"/> Wi-Key <input type="checkbox"/> Key switch <input type="checkbox"/> Insert mount key switch (indoor use)	<input type="checkbox"/> LivePool Cover
CLOSING CONTROLS	
<input type="checkbox"/> Maintain contact (default choice) <input type="checkbox"/> Impulse on	
OPTIONS MOTOR	
15 m motor cable (for reel system with tubular motor) <input type="checkbox"/> Yes <input type="checkbox"/> No Extra motor cable (from 15 m): 15 + m Corner edge for radiuses from 5 to 15 cm <input type="checkbox"/> Yes <input type="checkbox"/> No Liner adapter kit <input type="checkbox"/> Yes <input type="checkbox"/> No Liner protection (dry pit model only) <input type="checkbox"/> Yes <input type="checkbox"/> No Wintering crank (dry pit model only) <input type="checkbox"/> Yes <input type="checkbox"/> No 6 pin connector (dry pit model only) <input type="checkbox"/> Yes <input type="checkbox"/> No Extra Wi-Key emitter <input type="checkbox"/> Yes <input type="checkbox"/> No If so, indicate the number (max. 3): Remote Wi-Key receiver box <input type="checkbox"/> Yes <input type="checkbox"/> No Earth-grounding: <input type="checkbox"/> Yes <input type="checkbox"/> No Ø 50 mm <input type="checkbox"/> Yes <input type="checkbox"/> No Ø 63 mm <input type="checkbox"/> Yes <input type="checkbox"/> No Junction box <input type="checkbox"/> Yes <input type="checkbox"/> No Junction box gel (Set of 2 cartridges) <input type="checkbox"/> Yes <input type="checkbox"/> No	



Customer N°:	Customer reference:	Order form date:	Company:
--------------	---------------------	------------------	----------

DECKING
☐ Yes ☐ No decking, beams only ☐ No decking, no beams
Wall units / Sealing kit for beams

☐ Insert mount **To be delivered:** ☐ With the cover ☐ Before the cover ☐ Already received

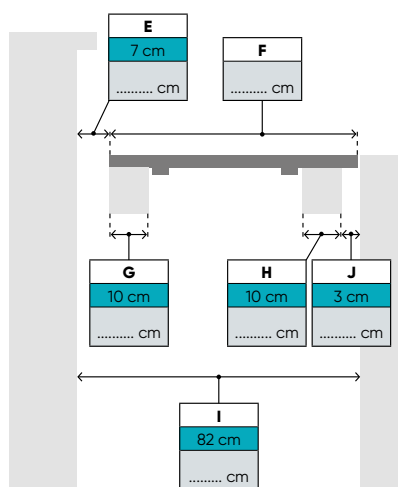
☐ Surface mount

LOCATION - DECKING: 1 SIDE

Distance between pool and decking (for standard pit: 82 cm): cm

☒ Preset value for standard Rollinside installation.
☐ Value to be completed if different from standard.

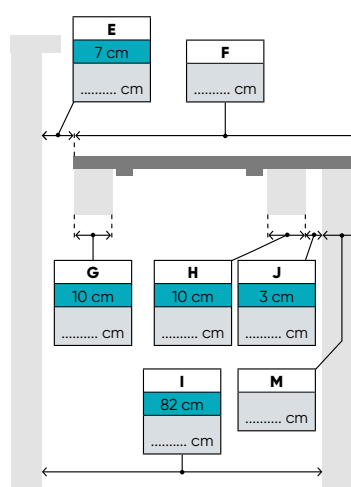
☐ Installation behind the partition wall
 2 beam supports



☐ PVC to be covered
☐ Aluminium to be tiled
☐ PVC*
☐ White ☐ Beige ☐ Grey

* not available for non-standard installation

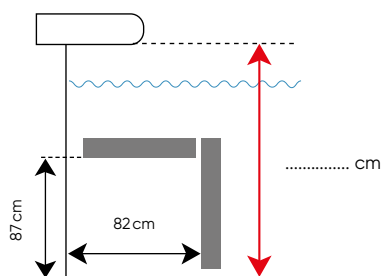
☐ Installation on the partition wall
 2 beams support + 1 wall support.



☐ PVC to be covered
☐ Aluminium to be tiled

LOCATION - DECKING: 2 SIDES

☐ Non standard pit (attach the drawing for study)



☐ PVC to be covered
☐ PVC
☐ White ☐ Beige ☐ Grey

OPTION: DECKING

Middle telescopic support ☐ Yes ☐ No


Quantity:



Customer N°:	Customer reference:	Order form date:	Company:
--------------	---------------------	------------------	----------

SLATS

Opaque PVC 84 slats

 Choose PVC opaque 69 slats for pool widths of 5.05m or more.

☐ White ☐ Grey

Solar polycarbonate slats - 69 mm (not compatible with bromine treatment)
☐ Crystal black ☐ Silver ☐ Absolute black ☐ Crystal blue* ☐ Crystal* ☐ Crystal brown* ☐ Crystal green*
☐ Leave one slat out of three without end cap to ease the sliding of the slats: ☐ AD side ☐ BC side
By default, all endcaps will be installed.

Opaque PVC 69 slats
☐ White ☐ Beige ☐ Grey ☐ Blue*
☐ Leave one slat out of three without end cap to ease the sliding of the slats: ☐ AD side ☐ BC side
By default, all endcaps will be installed.

Additional lead time for slats over 6 m long. *Additional lead time.

STAIRS OR SLAT CUT-OUT

☐ Roman stair ☐ Square stair ☐ Trapezoid stair ☐ Slat cut-out (attach a plan)

LOCKING KITS

☐ **Pushlock**
☐ White ☐ Beige ☐ Grey
☐ Dark grey ☐ Blue ☐ Argile green

Fittings
☐ Insert mount ☐ Surface mount
☐ Hanging mount ☐ High hanging mount

☐ **Pushlock automatic:** Hanging mount fittings (available with dimension levelwater/decking between 8 to 13 cm)
☐ White ☐ Grey
☐ Dark grey ☐ Black
Options:
☐ Flexible eletronical cable - 25 m
☐ Flexible eletronical cable - 50 m

WINTER SHIFT / PROTECTIVE COVERING

Ivernea: ☐ Yes Fill in the order form on the following pages ☐ No
Ivernea Plus: ☐ Yes Fill in the order form on the following pages ☐ No



Customer N°:	Customer reference:	Order form date:	Company:
--------------	---------------------	------------------	----------

POOL TYPE

☐ Polyester shell

- Brand:

- Model:

☐ Concrete ☐ Resin ☐ Wood

☐ Polystyrene block ☐ Metal

WATERTIGHTNESS

☐ Liner * ☐ On-site lining

☐ Tiles ☐ Coated

☐ Other:

* For a sharp radius liner, a radius of 5 cm will be made on your slats.

POOL

Diagonals

Diagonal AC = cm

Diagonal BD = cm



Overflow

☐ Yes (by default 1 every 4 m on each length)
on ☐ AB ☐ BC ☐ CD ☐ AD

☐ No

☐ Infinity control box (we recommend the Pushlock hanging mount kits)

INFO

For an overflow pool, the hanging mount kits will be delivered in raw stainless-steel.

Coping overhang

..... cm

skimmer : Indicate the exact skimmer positions.

: Indicate the positions of the locking kits that have already been installed.

To comply with the French NF P90-308 safety standard, the locking kits must be installed in accordance with our recommendations in the technical instructions leaflet. The positioning of the locking kits will be determined by CF group according to the configuration of your pool. A detailed drawing will be sent to you when your cover is delivered.

ADDITIONAL INDICATIONS IF REQUIRED

Limits of use: To comply with all NF P90-308 standards, it is essential that all the elements making up this safety cover (mechanics, slats, motorization...) must come from CF group. If this is not the case, we will not be able to issue this certificate.

Limits of use: DEL covers for overflow pools can only be compliant if the pool is equipped with an Infinity box-type device for automatically lowering the water level by at least 2 cm when the cover is closed.

At present, DEL covers with a step unit on the length are not compliant with standard NF P90-308. Unless the alarm manufacturer specifies otherwise, immersion alarms are not compatible with DEL covers.

INTERIOR POOL DIMENSIONS TO BE TAKEN AT THE WATER LINE AFTER WATERTIGHTNESS HAS BEEN MADE

Skimmer thickness

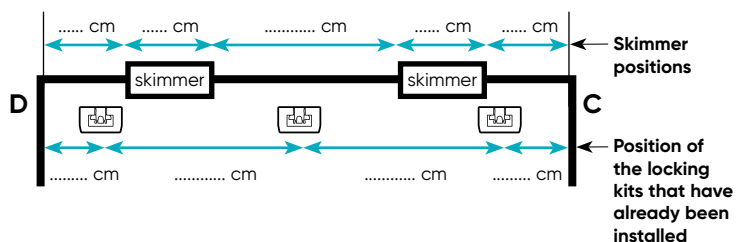
☐ Flush ☐ Proud of cm

Skimmers on the widths indicate them on the drawing

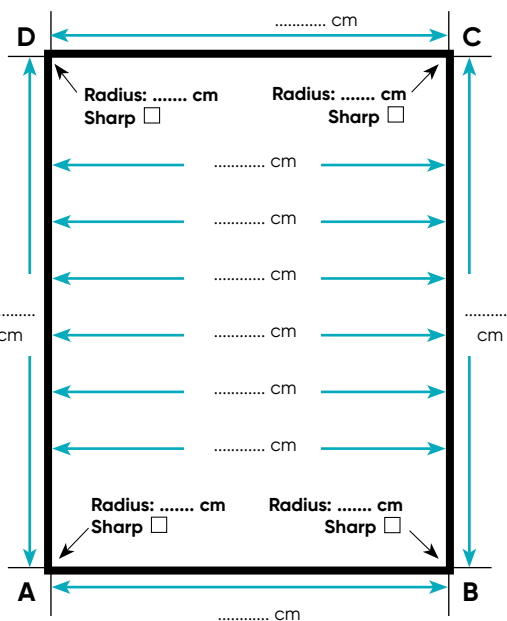
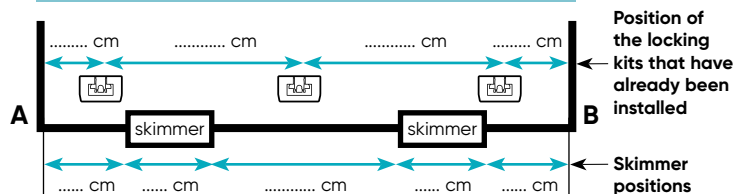
Skimmers on the lengths: ☐ BC ☐ AD

Stairs (see on the following pages)

SIDE OPPOSITE THE REEL SYSTEM



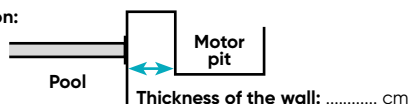
REEL SYSTEM SIDE



TUBE / REEL SYSTEM SIDE = AB




For dry pit version:





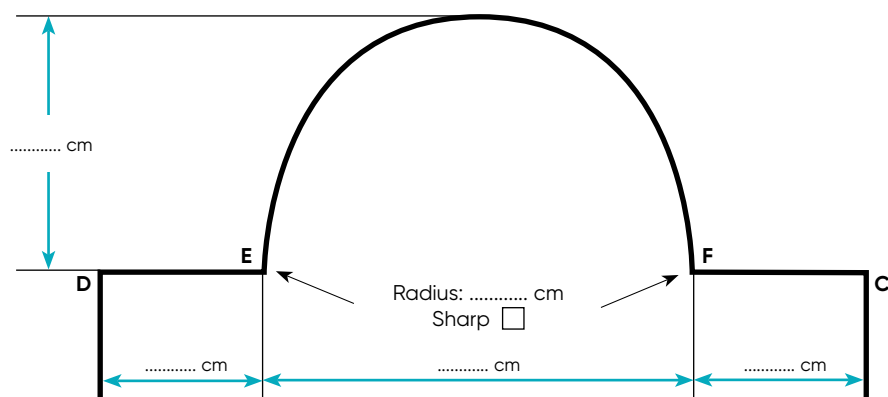
Customer N°:	Customer reference:	Order form date:	Company:
--------------	---------------------	------------------	----------

 : Indicate the exact skimmer positions

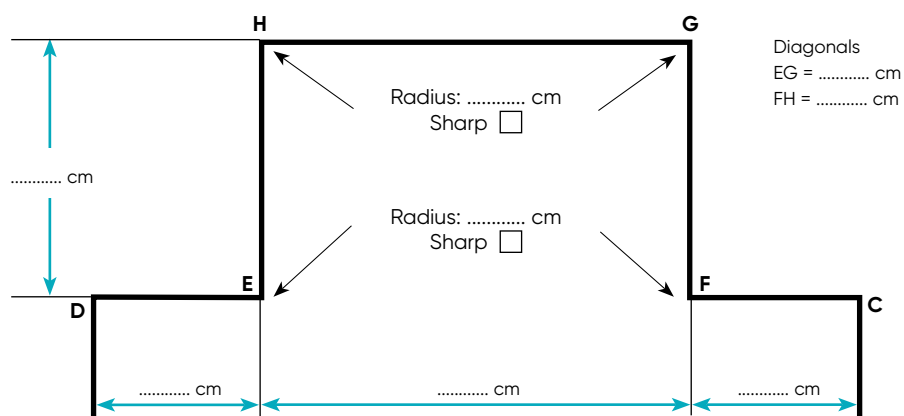
 : Indicate the position of the locking kits that have already been installed

ROMAN STAIR

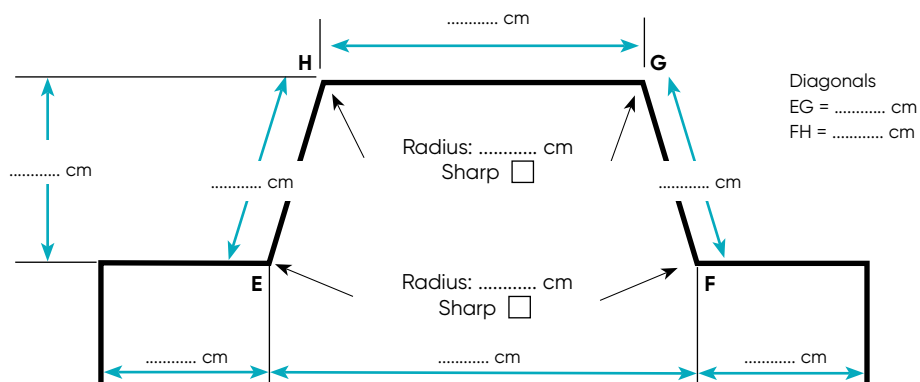
We recommend the use of the measurement-taking order triangulation form
See order form on p. 399.



SQUARE STAIR



TRAPEZOID STAIR





IVERNEA & IVERNEA PLUS WINTER PROTECTION COVERS

Customer N°:	Customer reference:	Order form date:
--------------	---------------------	------------------

Company contact details: Surname: Postcode: City: Country: Phone: E-mail: Contact in case of missing measurements:	Delivery address: Name: Address: Postcode: City: Country: Phone (person to contact) <input type="checkbox"/> Pick up at DEL Brécé factory (35530 Brécé, FRANCE)
--	--

☐ New pool
 ☐ Existing pool: to avoid re-taking the measurements, please indicate the invoice n°, order n° or delivery document n° for the original cover:

Caution, Ivernea and Ivernea Plus covers are not compatible with a solar PVC slat cover.

SLATS

☐ In-ground (decking above water)
 ☐ In-ground (decking under water)
 ☐ Above-ground (without covering)
 ☐ Above-ground (with covering)

MODEL / COLOUR

Ivernea: ☐ Beige ☐ Grey
Ivernea plus: ☐ Ivernea Plus

POOL DIMENSIONS

(for in-ground covers, indicate the size excluding the pit)

Length: cm

Width: cm

Dimension of the water level under the coping

☐ Less than 3 cm => not possible

☐ Between 3 and 6 cm

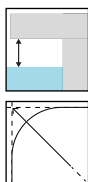
☐ More than 6 cm

Diagonals

Diagonal AC = cm

Diagonal BD = cm

Diagonals taken at sharp corners.



CORNER RADIUS

A = cm B = cm

C = cm D = cm

STAIRS

☐ Yes ☐ No

SHAPE:

☐ Square ☐ Roman

Indicate the stair position:

☐ On the AB width ☐ On the CD width

☐ Along the AD length ☐ Along the BC length

FILTRATION BLOCK / CUT

☐ Yes (supply a drawing) ☐ No

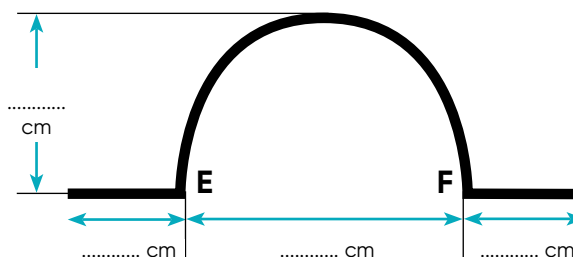
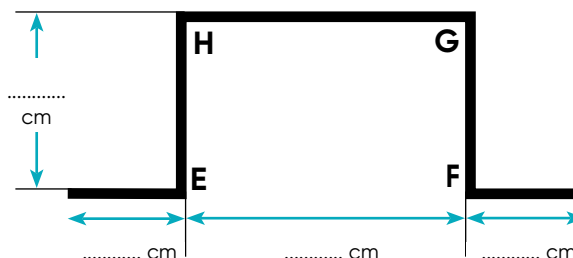
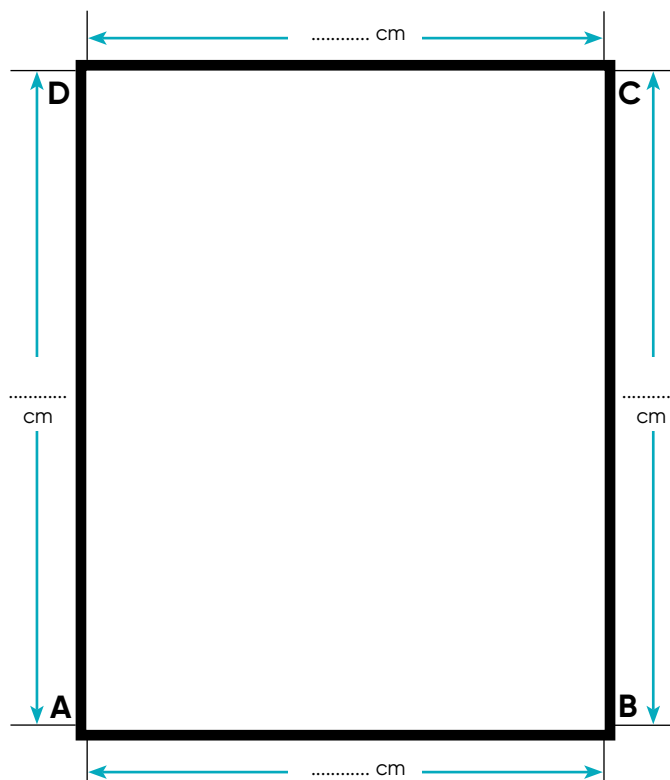
FITTINGS

Bungee-clip

OPTION

☐ Additional bungee clip(s): quantity: recommended for windy regions.

☐ Additional anchors for windy regions:





TRUCK ACCESS CHECKING GUIDE

Company name:

Customer reference:

INFO

To allow us to deliver to you with maximum efficiency, please fill in this questionnaire carefully. We decline all liability in the event of the required delivery location being inaccessible due to the indications you have provided. Any new deliveries will be invoiced to you. Thank you for your understanding.



ORDERED EQUIPMENT

☐ Automatic slatted cover ☐ Bar cover ☐ Bubble cover (over 4.50 m)

ROAD SIGNAGE LEADING TO THE REQUESTED DELIVERY POINT



Have you already seen this type of road sign on the road that leads to the requested delivery point?

3.5 T

☐ Yes If so, please indicate which ones:

☐ No

ACCESS TO THE REQUESTED DELIVERY POINT: TYPES OF VEHICLE LIKELY TO HAVE ACCESS

Below are different vehicle types. Indicate which types are likely to be able to pass in front of the requested delivery location.



Tractor + trailer (38 tonnes):

☐ Yes ☐ No


Semi-trailer (38 tonnes):

☐ Yes ☐ No


Small carrier (19 tonnes):

☐ Yes ☐ No


Small truck (<6 tonnes):

☐ Yes ☐ No


Garbage trucks:

☐ Yes ☐ No


Concrete mixer trucks:

☐ Yes ☐ No


Fuel delivery trucks:

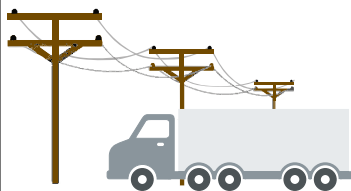
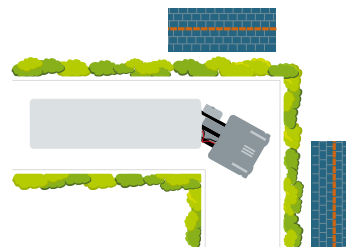
☐ Yes ☐ No


Small van:

☐ Yes ☐ No

TRUCK CLEARANCES: DETAILS

Be careful of the truck clearance: Is the delivery address subject to one of the below situations ?

Electric cables: ☐ Yes ☐ NoLow branches: ☐ Yes ☐ NoCorners of roads: ☐ Yes ☐ No

OTHER INDICATIONS, PLEASE DESCRIBE