


OPAQUE WINTER COVER

Safety cover for swimming pools, designed to prevent access to the pool during winter for children under the age of 5. Another safety system must be used while the pool is in use.

READ carefully and keep for future reference.
The user must be provided with the notice after assembly.



COVEA HORS-SOL

Winter safety cover for swimming pools, designed to prevent access to the pool for children under the age of 5.

Compliant with the NF P 90-308 standard (December 2013)



**THE USER MUST BE PROVIDED WITH THE NOTICE AFTER ASSEMBLY
READ CAREFULLY AND KEEP FOR FUTURE REFERENCE**

PACKAGING (e.g. - for a 5 x 10 m pool)






1 box of 0.80 x 0.60 x 0.40 m
Total weight: 30 to 50 Kg

TRANSPORT




The goods are transported at the risk and peril of the recipient. If the recipient notes any damage that has occurred during transport when receiving the goods, they must immediately note their reservations on the carrier's delivery note. They must confirm these reservations within 48 hours by sending a registered letter to the carrier.

DELIVERED ITEMS



OUTILS

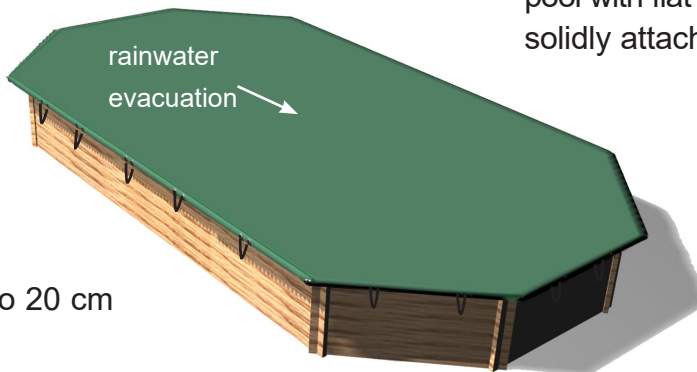


2


- No variations in the height of surround caps is accepted.
- The pool must be equipped with an overflow system or a water level regulator.
- water level



- Above-ground or semi-inground pool with flat surround caps solidly attached to the structure.



INSTALLING THE COVER



Hooks installation


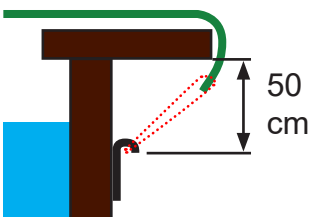
Standard



filtration unit




Ladder



OPENING UP THE POOL

- Detach the cover.
- Slide the cover onto the deck.
- Clean and dry the equipment.
- Clean and dry the cover before folding and storing in a dry place.
- Pack everything away in the storage bag (OPTIONAL) and store in a dry, ventilated room away from the light.



- « Always keep an eye on the pool during opening or closing operations »
- « It is imperative not to halt the cover in an intermediate position, this can cause the risk of jamming a bather's body under the cover casing, if a bather uses the pool »
- « Always check that the pool water level is constant and compliant with the manufacturer's recommendations »

WINTERING

- Close the cover.
- Do not lower the water level.
- Turn off the filtration.
- Remove snow regularly.

UPKEEP (USER'S RESPONSIBILITY)

The correct upkeep of your winter cover is the best way to guarantee a long product lifetime. Regularly clean the cover with a hose so that leaves do not accumulate and rot on top. Do not use abrasives or solvents to clean the cover.

MAINTENANCE

All maintenance operations must be performed by a professional, who will contact the manufacturer if necessary (details on the back of the document).

Only use original spare parts.

Regularly check the condition of the cover (bungees, hooks, cover seams and welds ...) at the beginning and end of wintering, or following any type of accident.

Replace the defective parts if they are damaged.

In windy regions, particular attention must be paid to the cover rubbing on the surround caps.

The click bungees must be changed every 3 years.

date installed	
date click bungees are changed	
date click bungees are changed	
date click bungees are changed	

DEAR CLIENTS,

THANK YOU FOR THE CONFIDENCE YOU HAVE PLACED IN US BY CHOOSING ONE OF OUR COVERS.

YOU ARE ADVISED TO CAREFULLY READ THE FOLLOWING RECOMMENDATIONS.

·YOUR POOL COULD BE A SERIOUS DANGER TO YOUR CHILDREN. DROWNING CAN OCCUR VERY QUICKLY.

S A F E T Y T I P S

CHILDREN WHO ARE NEAR A SWIMMING POOL MUST BE CONSTANTLY AND ACTIVELY WATCHED, EVEN IF THEY KNOW HOW TO SWIM.

THE PHYSICAL PRESENCE OF A RESPONSIBLE ADULT IS ESSENTIAL WHEN THE POOL IS UNCOVERED.

LEARN LIFE-SAVING TECHNIQUES.

MEMORISE THE EMERGENCY SERVICES' TELEPHONE NUMBERS AND DISPLAY THEM NEAR THE POOL.

- FIRE BRIGADE: 18 (FOR FRANCE) OR 112 FROM A MOBILE PHONE
- AMBULANCE SERVICE: 15 (FOR FRANCE)
- POISON CONTROL CENTRE:

·THIS COVER IS NOT A SUBSTITUTE FOR COMMON SENSE OR INDIVIDUAL RESPONSIBILITY. IT IS ALSO NOT INTENDED TO REPLACE THE SUPERVISION OF RESPONSIBLE PARENTS/ADULTS WHO REMAIN THE ESSENTIAL FACTOR FOR THE PROTECTION OF YOUNG CHILDREN.

· RESPECT THE WATER LEVELS DEFINED BY THE MANUFACTURER.

· ENSURE THAT NO FOREIGN OBJECTS OR SWIMMERS ARE IN THE POOL BEFORE AND DURING OPERATIONS WITH THE COVER.

· STORE THE TOOLS FOR MANOEUVRING THE COVER OUT OF CHILDREN'S REACH.

· THE IMPLEMENTATION OF THE MECHANISM SHOULD ONLY BE UNDERTAKEN BY A RESPONSIBLE ADULT.

· CLIMBING, WALKING OR JUMPING ON THE COVER ARE PROHIBITED.

· CAREFULLY OBSERVE THE POOL DURING OPENING OR CLOSING OPERATIONS.

· BE AWARE «THAT SAFETY IS ONLY ACHIEVED BY A CLOSED COVER THAT IS LOCKED AND CORRECTLY INSTALLED IN COMPLIANCE WITH THE MANUFACTURER'S INSTRUCTIONS».

· THE COVER MUST SYSTEMATICALLY BE CLOSED DURING ALL ABSENCES FROM HOME, HOWEVER SHORT.

· IF A MALFUNCTION THAT PREVENTS THE CLOSURE AND SECURING OF THE POOL IS DISCOVERED, OR IF THE EQUIPMENT OR POOL ARE TEMPORARILY UNAVAILABLE, TAKE ALL NECESSARY MEASURES TO PREVENT YOUNG CHILDREN FROM ACCESSING THE POOL UNTIL THE COVER IS COMPLETELY REPAIRED.

· A CHILD CAN DROWN IN LESS THAN 3 MINUTES; NO MEANS OF PROTECTION WILL EVER REPLACE THE SUPERVISION AND VIGILANCE OF A RESPONSIBLE ADULT.



**SWIMMING POOL
MANUFACTURER AND INSTALLER**